



Projected
Local Partnership Budget
State Formula Funding FY24

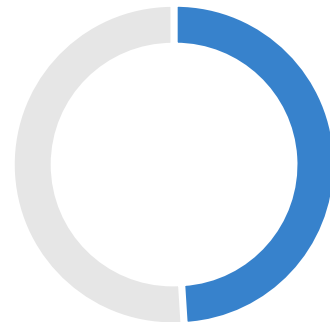
First Steps Dollars By the Number FY24 (2023-2024)

\$14,435,228

**State funds allocated to Local Partnerships
in FY24**

\$7,145,834

**Projected Investment in
High-Intensity Programs**

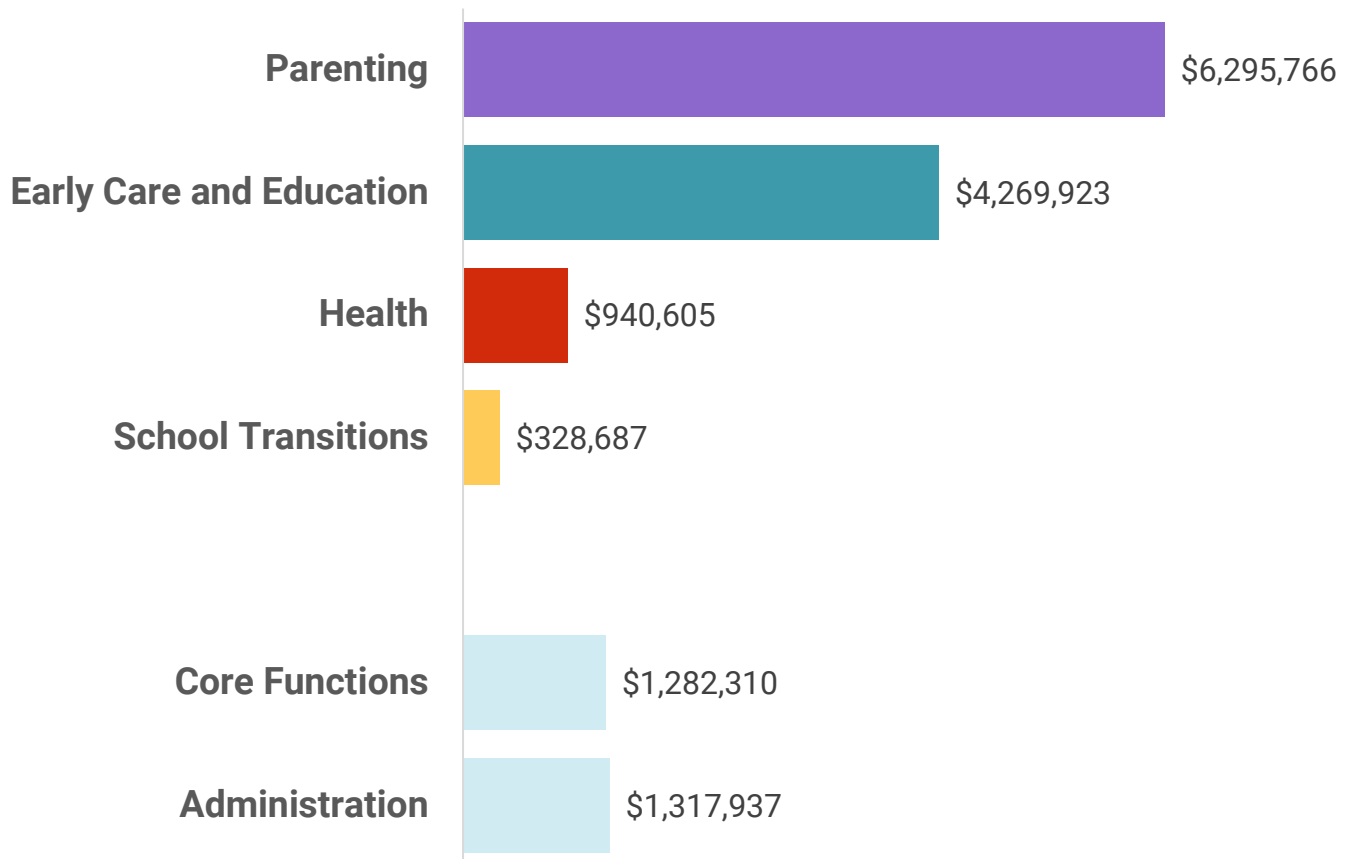


50%
of State Funds
Allocated to High-
Intensity
Programs

\$26,581,261

**Total Projected Investment leveraged through state
funds, federal dollars, private funds, and in-kind
donations by 46 Local Partnerships as of May 2023**

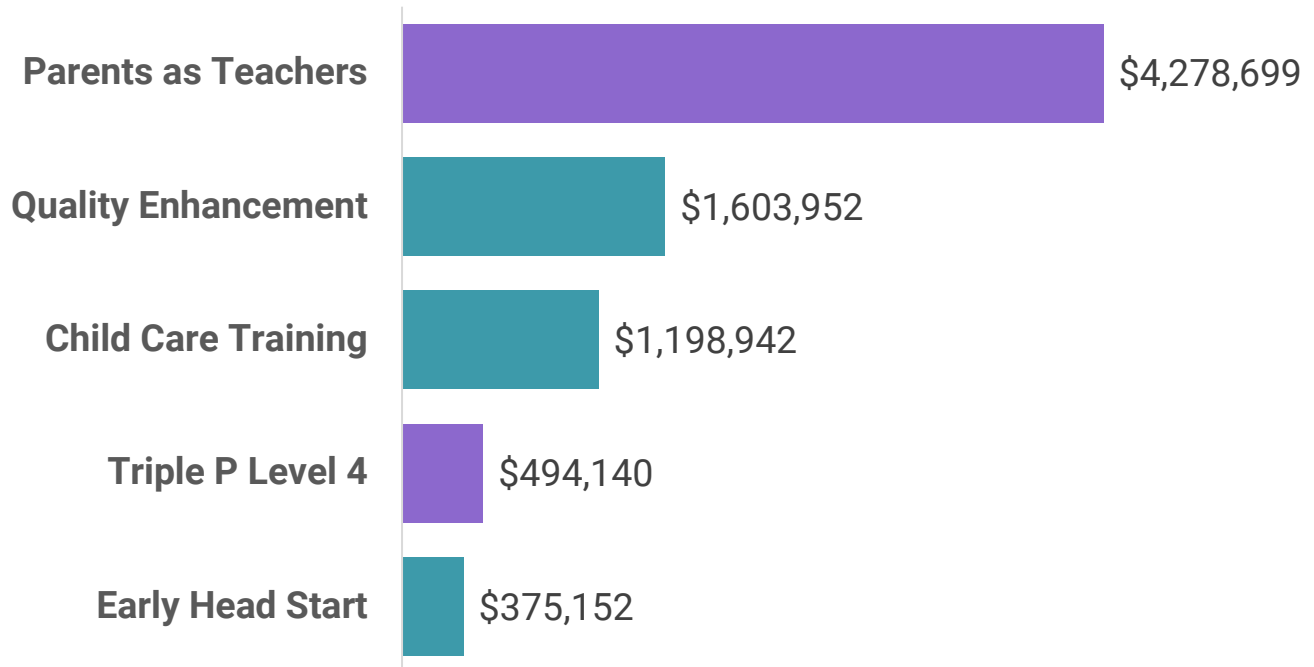
FY24 Formula Funding Investments by Program Type



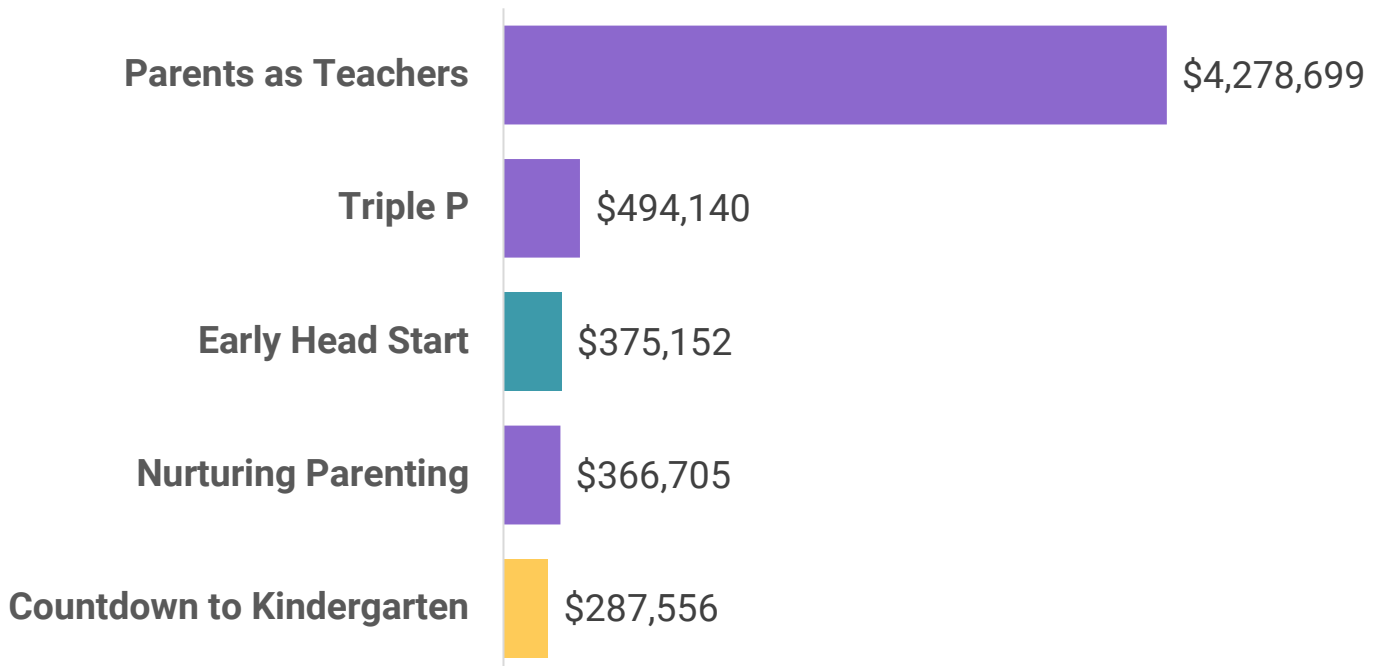
Top Programs

Highlights of FY24 Projected Formula Budget

Top Programs by Dollar Amount



Top High Intensity Programs by Dollar Amount



Projected to Serve FY24 (2023-2024)

May include non-formula funding projections

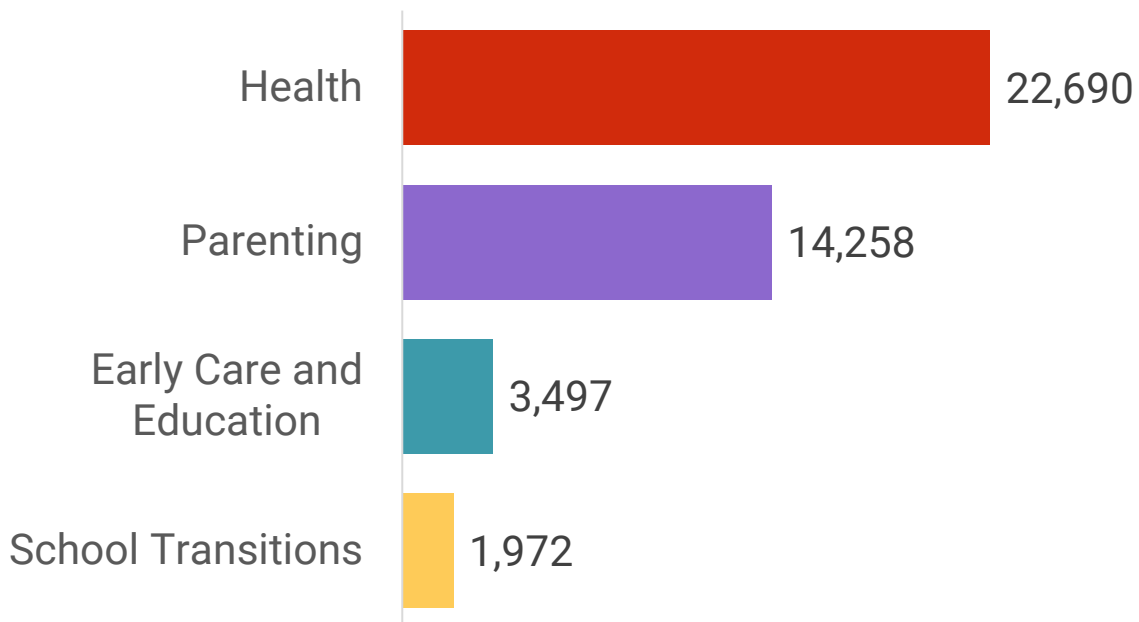
Total Projected to Serve: 42,197
children, families, adults, and/or providers

High Intensity Programs



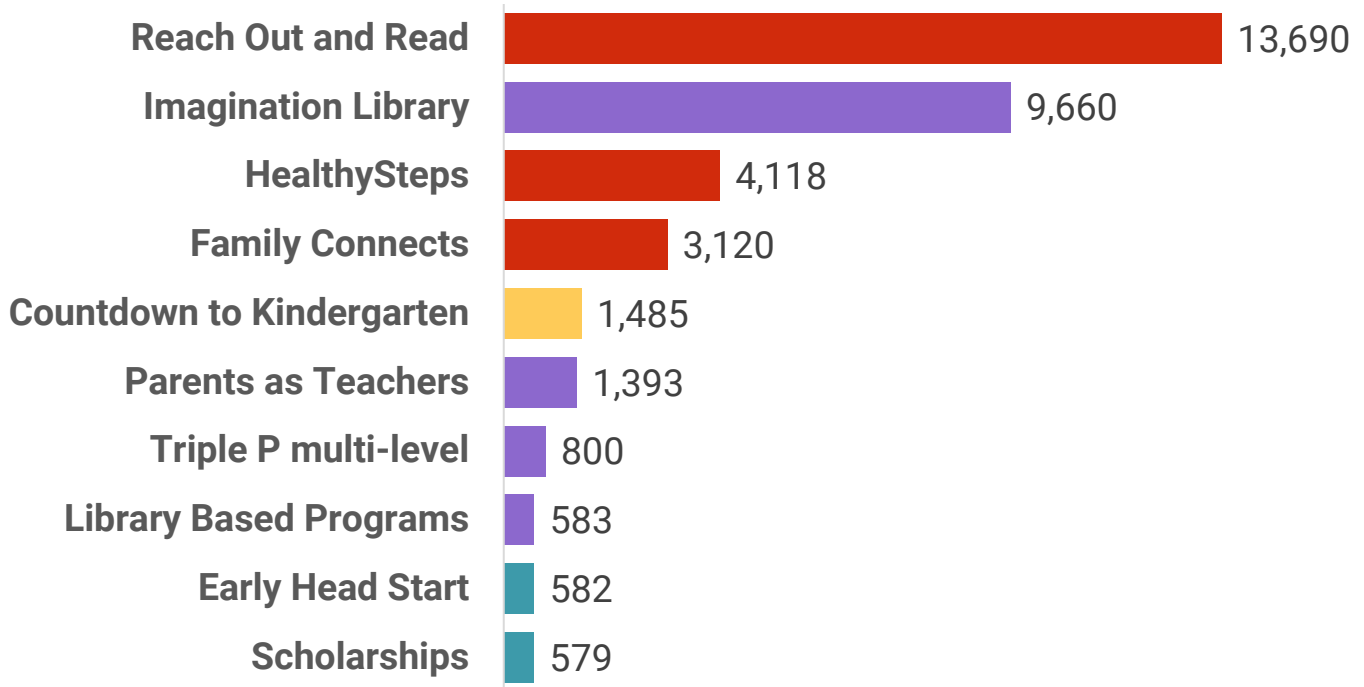
Projected to Serve by Program Type

children, families, adults, and/or providers

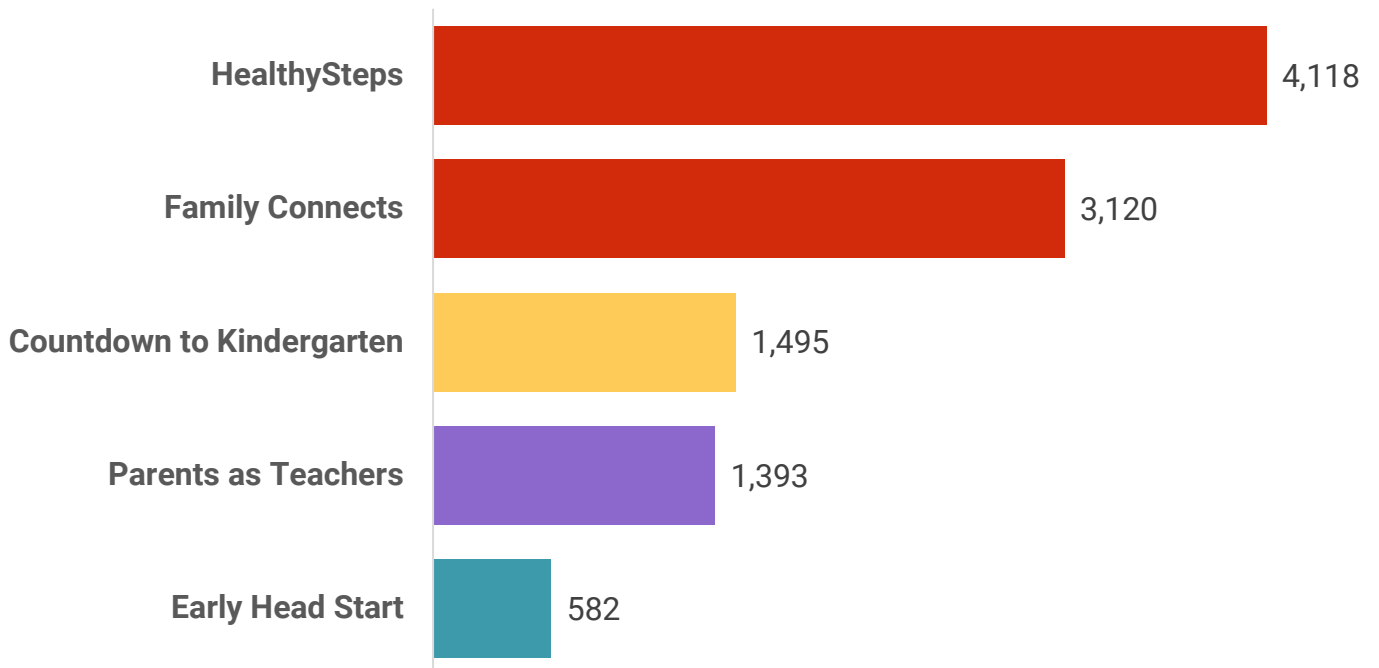


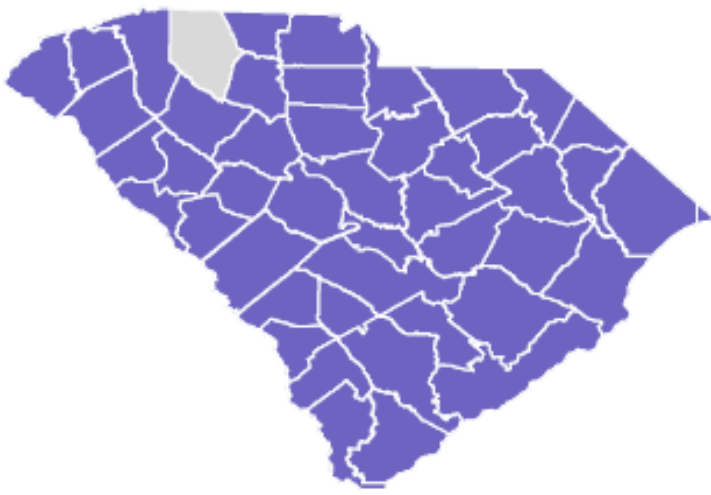
Projected to Serve FY24 (2023-2024)

Top Programs by Projected to Serve



Top High-Intensity Programs by Projected to Serve





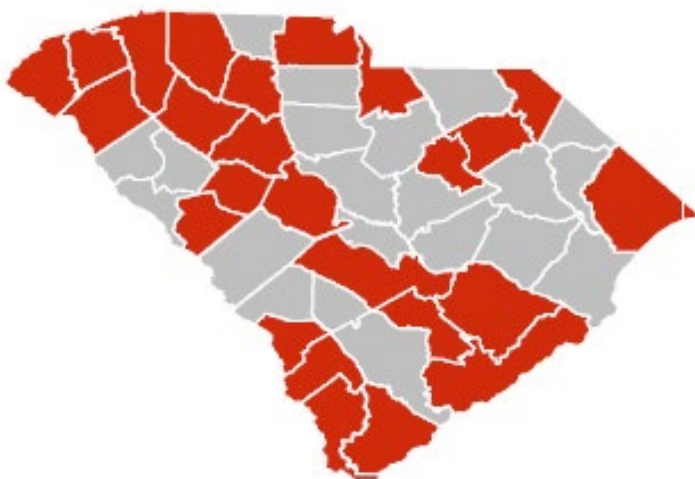
Parenting
45 of 46 counties



Early Care and Education
39 of 46 counties



School Transitions
28 of 46 counties



Health
25 of 46 counties



SUMMARY OF PROJECTED FY24 STATE FORMULA ALLOCATION BUDGET* BY COUNTY

Abbeville County First Steps

FY24 Allocated Amount^: \$200,000

Total Budget: \$292,586
Match (15% min): 21.3%

Non-Programmatic Funds:	\$36,397	
Core Functions (12% max)	\$17,533	8.8%
Administrative (13% max)	\$18,864	9.4%
Programmatic Funds:	\$0	
Parents as Teachers	\$96,093	
Raising a Reader	\$21,818	
Child Care Training	\$25,873	
Countdown to Kindergarten	\$19,819	
Evidence-Based (%)		75%
Total Projected to Serve	75	

Aiken County First Steps

FY24 Allocated Amount^: \$425,369

Total Budget: \$519,029
Match (15% min): 22.0%

Non-Programmatic Funds:	\$79,482	
Core Functions (12% max)	\$40,941	9.6%
Administrative (13% max)	\$38,541	9.1%
Programmatic Funds:	\$345,887	
Parents as Teachers	\$129,493	
Imagination Library	\$8,000	
Enhanced Early Education	\$22,273	
Quality Enhancement	\$84,418	
Child Care Training	\$32,868	
Scholarships	\$34,808	
Countdown to Kindergarten	\$34,027	
Evidence-Based (%)		90%
Total Projected to Serve	785	



FY24 Allocated Amount^: \$200,000

Total Budget: \$233,801

Projected Match: 16.9%

Non-Programmatic Funds:	\$35,342	
Core Functions (12% max)	\$15,548	7.8%
Administrative (13% max)	\$19,794	9.9%
Programmatic Funds:	\$164,658	
Nurturing Parenting	\$80,598	
Enhanced Early Education	\$61,334	
Early Identification and Referral	\$22,726	
Evidence-Based (75% min)		100%
Total Projected to Serve	30	

Anderson County First Steps

FY24 Allocated Amount^: \$430,105

Total Budget: \$599,382

Match (15% min): 30.6%

Non-Programmatic Funds:	\$62,958	
Core Functions (12% max)	\$33,639	7.8%
Administrative (13% max)	\$29,319	6.8%
Programmatic Funds:	\$367,147	
Raising a Reader-Enhanced	\$42,890	
Triple P, Level 4	\$243,352	
Half-Day 4K	\$37,751	
Countdown to Kindergarten	\$5,178	
Countdown to 4K	\$7,976	
Evidence-Based (75% min)		96%
Total Projected to Serve	499	



Bamberg County First Steps

FY24 Allocated Amount^: \$200,000

Total Budget: \$436,746
Match (15% min): 103.4%

Non-Programmatic Funds:	\$41,568	
Core Functions (12% max)	\$23,095	11.5%
Administrative (13% max)	\$18,473	9.2%
Programmatic Funds:	\$158,432	
Parents as Teachers	\$110,586	
Child Care Training	\$30,063	
Scholarships	\$17,783	
Evidence-Based (75% min)		100%
Total Projected to Serve	50	

Barnwell County First Steps

FY24 Allocated Amount^: \$200,000

Total Budget: \$723,592
Match (15% min): 237.8%

Non-Programmatic Funds:	\$41,295	
Core Functions (12% max)	\$16,795	8.4%
Administrative (13% max)	\$24,500	12.3%
Programmatic Funds:	\$158,705	
Parents as Teachers	\$95,938	
Early Head Start	\$13,400	
Quality Enhancement	\$15,661	
Child Care Training	\$22,097	
Scholarships	\$11,609	
Evidence-Based (75% min)		100%
Total Projected to Serve	174	



Beaufort County First Steps

FY24 Allocated Amount^: \$398,907

Total Budget: \$641,559
Match (15% min): 49.2%

Non-Programmatic Funds:	\$60,320	
Core Functions (12% max)	\$32,097	8.0%
Administrative (13% max)	\$28,223	7.1%
Programmatic Funds:	\$338,587	
Parents as Teachers	\$114,592	
Reach Out and Read	\$5,000	
Quality Enhancement	\$127,523	
Child Care Training	\$48,005	
Early Identification and Referral	\$43,467	
Evidence-Based (75% min)		100%
Total Projected to Serve	932	

Berkeley County First Steps

FY24 Allocated Amount^: \$517,046

Total Budget: \$1,147,436
Match (15% min): 101.2%

Non-Programmatic Funds:	\$119,755	
Core Functions (12% max)	\$59,111	11.4%
Administrative (13% max)	\$60,644	11.7%
Programmatic Funds:	\$397,291	
Parents as Teachers	\$236,212	
Nurturing Parenting	\$36,009	
Quality Enhancement	\$58,734	
Child Care Training	\$23,852	
Scholarships	\$14,010	
HealthySteps	\$28,474	
Evidence-Based (75% min)		100%
Total Projected to Serve	2,712	



Calhoun County First Steps

FY24 Allocated Amount^: \$200,000

Total Budget: \$331,322
Match (15% min): 65.1%

Non-Programmatic Funds:	\$38,670	
Core Functions (12% max)	\$19,447	9.7%
Administrative (13% max)	\$19,223	9.6%
Programmatic Funds:	\$161,330	
Parents as Teachers	\$140,863	
Imagination Library	\$1,865	
Countdown to Kindergarten	\$18,602	
Evidence-Based (75% min)		88%
Total Projected to Serve	260	

Charleston County First Steps

FY24 Allocated Amount^: \$697,885

Total Budget: \$1,422,807
Match (15% min): 100.3%

Non-Programmatic Funds:	\$162,746	
Core Functions (12% max)	\$77,898	11.2%
Administrative (13% max)	\$84,848	12.2%
Programmatic Funds:	\$535,139	
Parents as Teachers	\$341,398	
Motheread/Fatheread	\$3,250	
Raising a Reader-Enhanced	\$63,934	
Quality Enhancement	\$81,726	
Child Care Training	\$44,831	
Evidence-Based (75% min)		100%
Total Projected to Serve	396	



Cherokee County First Steps

FY24 Allocated Amount^: \$200,000

Total Budget: \$668,081
Match (15% min): 170.0%

Non-Programmatic Funds:	\$38,536	
Core Functions (12% max)	\$20,531	10.3%
Administrative (13% max)	\$18,005	9.0%
Programmatic Funds:	\$161,464	
Imagination Library	\$24,000	
Lena Home	\$72,893	
Child Care Training	\$64,571	
Evidence-Based (75% min)		100%
Total Projected to Serve	2,164	

Chester County First Steps

FY24 Allocated Amount^: \$200,000

Total Budget: \$309,796
Match (15% min): 37.7%

Non-Programmatic Funds:	\$45,251	
Core Functions (12% max)	\$19,253	10.8%
Administrative (13% max)	\$25,998	12.7%
Programmatic Funds:	\$154,749	
Parents as Teachers	\$74,706	
Nurturing Parenting	\$34,923	
Child Care Training	\$45,120	
Evidence-Based (75% min)		100%
Total Projected to Serve	69	



Chesterfield County First Steps

FY24 Allocated Amount^: \$200,000

Total Budget: \$738,409
Match (15% min): 269.2%

Non-Programmatic Funds:	\$28,460	
Core Functions (12% max)	\$7,037	3.5%
Administrative (13% max)	\$21,423	10.7%
Programmatic Funds:	\$171,540	
ParentChild+	\$11,473	
Imagination Library	\$2,924	
Full-Day 4K	\$85,816	
Early Education under 4	\$71,327	
Evidence-Based (75% min)		100%
Total Projected to Serve	100	

Clarendon County First Steps

FY24 Allocated Amount^: \$200,000

Total Budget: \$521,268
Match (15% min): 77.9%

Non-Programmatic Funds:	\$33,038	
Core Functions (12% max)	\$17,669	7.4%
Administrative (13% max)	\$15,369	6.4%
Programmatic Funds:	\$166,962	
Parents as Teachers	\$77,471	
Imagination Library	\$22,148	
Child Care Training	\$18,000	
Scholarships	\$15,369	
Countdown to Kindergarten	\$33,974	
Evidence-Based (75% min)		84%
Total Projected to Serve	375	



Colleton County First Steps

FY24 Allocated Amount^: \$200,000

Total Budget: \$503,591
Match (15% min): 49.9%

Non-Programmatic Funds:	\$29,901	
Core Functions (12% max)	\$16,830	8.4%
Administrative (13% max)	\$13,071	6.5%
Programmatic Funds:	\$170,099	
Parents as Teachers	\$139,675	
Nurturing Parenting	\$8,000	
Supporting Care Providers through Visits (SCPV)	\$2,000	
Child Care Training	\$14,978	
Scholarships	\$3,242	
Countdown to Kindergarten	\$2,204	
Evidence-Based (75% min)		98%
Total Projected to Serve	191	

Darlington County First Steps

FY24 Allocated Amount^: \$200,000

Total Budget: \$422,531
Match (15% min): 97.0%

Non-Programmatic Funds:	\$15,925	
Core Functions (12% max)	\$5,651	2.8%
Administrative (13% max)	\$10,274	5.1%
Programmatic Funds:	\$184,075	
Parents as Teachers	\$109,154	
Motheread/Fatheread	\$11,744	
Reach Out and Read	\$21,376	
Countdown to Kindergarten	\$2,761	
Health Based Services	\$1,802	
HHS Services Coordination	\$37,238	
Evidence-Based (75% min)		77%
Total Projected to Serve	3,357	



Dillon County First Steps

FY24 Allocated Amount^: \$200,000

Total Budget: \$547,512
Match (15% min): 68.6%

Non-Programmatic Funds:	\$42,852	
Core Functions (12% max)	\$18,878	9.4%
Administrative (13% max)	\$23,974	12.0%
Programmatic Funds:	\$157,148	
Raising a Reader	\$12,581	
Nurturing Parenting	\$74,143	
Quality Enhancement	\$47,713	
Child Care Training	\$22,711	
Evidence-Based (75% min)		92%
Total Projected to Serve	208	

Dorchester County First Steps

FY24 Allocated Amount^: \$284,136

Total Budget: \$476,965
Match (15% min): 43.3%

Non-Programmatic Funds:	\$68,145	
Core Functions (12% max)	\$33,021	11.6%
Administrative (13% max)	\$35,124	12.4%
Programmatic Funds:	\$215,991	
Parents as Teachers	\$156,223	
Quality Enhancement	\$39,928	
Child Care Training	\$13,275	
Scholarships	\$6,565	
Evidence-Based (75% min)		100%
Total Projected to Serve	266	



Edgefield County First Steps

FY24 Allocated Amount^: \$200,000

Total Budget: \$384,701
Match (15% min): 64.2%

Non-Programmatic Funds:	\$32,868	
Core Functions (12% max)	\$12,504	6.3%
Administrative (13% max)	\$20,364	10.2%
Programmatic Funds:	\$167,132	
Imagination Library	\$5,274	
Nurse Family Partnership	\$23,274	
Nurturing Parenting	\$12,920	
Early Education under 4	\$43,274	
Enhanced Early Education	\$38,185	
Quality Enhancement	\$16,371	
Child Care Training	\$20,371	
Scholarships	\$6,186	
Countdown to 4K	\$1,277	
Evidence-Based (75% min)		99%
Total Projected to Serve	380	

Fairfield County First Steps

FY24 Allocated Amount^: \$200,000

Total Budget: \$506,705
Match (15% min): 51.2%

Non-Programmatic Funds:	\$44,869	
Core Functions (12% max)	\$17,492	7.4%
Administrative (13% max)	\$27,377	11.4%
Programmatic Funds:	\$155,131	
Parents as Teachers	\$75,333	
Other Family Literacy	\$12,630	
Imagination Library	\$7,246	
Quality Enhancement	\$17,482	
Child Care Training	\$9,365	
Scholarships	\$17,794	
Countdown to Kindergarten	\$11,582	
Countdown to 4K	\$3,709	
Evidence-Based (75% min)		80%
Total Projected to Serve	476	



FY24 Allocated Amount^: \$403,845

Total Budget: \$644,735
Match (15% min): 46.6%

Non-Programmatic Funds:	\$79,140	
Core Functions (12% max)	\$45,668	11.3%
Administrative (13% max)	\$33,472	8.3%
Programmatic Funds:	\$330,970	
ParentChild+	\$67,401	
Quality Enhancement	\$89,849	
Child Care Training	\$86,848	
Scholarships	\$81,172	
Evidence-Based (75% min)		100%
Total Projected to Serve	207	

Georgetown County First Steps

FY24 Allocated Amount^: \$200,000

Total Budget: \$348,054
Match (15% min): 74%

Non-Programmatic Funds:	\$40,282	
Core Functions (12% max)	\$19,534	9.8%
Administrative (13% max)	\$20,748	10.4%
Programmatic Funds:	\$159,718	
Early Education Under 4	\$97,940	
Child Care Training	\$37,755	
Scholarships	\$24,023	
Evidence-Based (75% min)		100%
Total Projected to Serve	84	



Greenville County First Steps

FY24 Allocated Amount^: \$1,023,327

Total Budget: \$3,206,733
Match (15% min): 210.4%

Non-Programmatic Funds:	\$162,269	
Core Functions (12% max)	\$78,641	7.7%
Administrative (13% max)	\$83,628	8.2%
Programmatic Funds:	\$861,058	
Imagination Library	\$45,000	
Nurse Family Partnership	\$85,000	
Reach Out and Read	\$30,000	
Triple P Levels 1-3	\$161,367	
Triple P Level 4	\$243,363	
Nurturing Parenting	\$50,000	
Family Connects	\$246,328	
Evidence-Based (75% min)		100%
Total Projected to Serve	10,530	

Greenwood County First Steps

FY24 Allocated Amount^: \$244,184

Total Budget: \$316,183
Match (15% min): 15.3%

Non-Programmatic Funds:	\$26,098	
Core Functions (12% max)	\$14,802	6.1%
Administrative (13% max)	\$11,296	4.6%
Programmatic Funds:	\$218,086	
Parents as Teachers	\$138,521	
Child Care Training	\$76,565	
Evidence-Based (75% min)		100%
Total Projected to Serve	75	



Hampton County First Steps

FY24 Allocated Amount^: \$200,000

Total Budget: \$270,617
Match (15% min): 27.7%

Non-Programmatic Funds:	\$40,149	
Core Functions (12% max)	\$18,432	9.2%
Administrative (13% max)	\$21,717	10.9%
Programmatic Funds:	\$159,851	
Parents as Teachers	\$112,256	
Imagination Library	\$3,300	
Reach Out and Read	\$4,415	
Child Care Training	\$15,656	
Early Identification and Referral	\$24,224	
Evidence-Based (75% min)		100%
Total Projected to Serve	198	

Horry County First Steps

FY24 Allocated Amount^: \$681,816

Total Budget: \$825,318
Match (15% min): 21.0%

Non-Programmatic Funds:	\$193,131	
Core Functions (12% max)	\$80,852	11.9%
Administrative (13% max)	\$85,665	12.6%
Programmatic Funds:	\$488,685	
Parents as Teachers	\$114,915	
Raising a Reader	\$69,870	
Enhanced Early Education	\$16,626	
Child Care Training	\$206,650	
Early Identification and Referral (PASOs)	\$107,238	
Evidence-Based (75% min)		86%
Total Projected to Serve	422	



Jasper County First Steps

FY24 Allocated Amount^: \$200,000

Total Budget: \$360,214
Match (15% min): 38.9%

Non-Programmatic Funds:	\$23,272	
Core Functions (12% max)	\$9,177	4.6%
Administrative (13% max)	\$14,095	7.0%
Programmatic Funds:	\$176,728	
Parents as Teachers	\$132,063	
Imagination Library	\$210	
Reach Out and Read	\$5,500	
Child Care Training	\$11,729	
Scholarships	\$1,636	
Early Identification and Referral	\$25,590	
Evidence-Based (75% min)		100%
Total Projected to Serve	1,121	

Kershaw County First Steps

FY24 Allocated Amount^: \$200,000

Total Budget: \$245,202
Match (15% min): 15.8%

Non-Programmatic Funds:	\$24,610	
Core Functions (12% max)	\$14,529	7.3%
Administrative (13% max)	\$10,081	5.0%
Programmatic Funds:	\$175,390	
Parents as Teachers	\$74,151	
Raising a Reader-Enhanced	\$28,043	
Quality Enhancement	\$43,583	
Countdown to Kindergarten	\$29,613	
Evidence-Based (75% min)		83%
Total Projected to Serve	88	



Lancaster County First Steps

FY24 Allocated Amount^: \$200,000

Total Budget: \$3,165,959
Match (15% min): 1,326.9%

Non-Programmatic Funds:	\$41,534	
Core Functions (12% max)	\$20,678	10.3%
Administrative (13% max)	\$20,856	10.4%
Programmatic Funds:	\$158,466	
Parents as Teachers	\$31,306	
Imagination Library	\$40,824	
Incredible Years	\$38,667	
Scholarships	\$16,178	
Countdown to Kindergarten	\$11,070	
Countdown to 4K	\$7,741	
Weekend Backpacks	\$12,680	
Evidence-Based (75% min)		80%
Total Projected to Serve	2,302	

Laurens County First Steps

FY24 Allocated Amount^: \$200,000

Total Budget: \$267,897
Match (15% min): 18.2%

Non-Programmatic Funds:	\$37,322	
Core Functions (12% max)	\$17,694	8.8%
Administrative (13% max)	\$19,628	9.8%
Programmatic Funds:	\$162,678	
Parents as Teachers	\$89,284	
Imagination Library	\$6,503	
Reach Out and Read	\$10,934	
Child Care Training	\$19,406	
Scholarships	\$36,551	
Evidence-Based (75% min)		100%
Total Projected to Serve	2,392	



FY24 Allocated Amount^: \$200,000

Total Budget: \$1,828,417
 Match (15% min): 343.6%

Non-Programmatic Funds:	\$24,464	
Core Functions (12% max)	\$11,479	9.7%
Administrative (13% max)	\$15,985	7.0%
Programmatic Funds:	\$175,536	
Motheread/Fatheread	\$5,014	
Early Steps to School Success	\$99,114	
Strengthening Families	\$13,000	
Child Care Training	\$29,653	
Scholarships	\$11,485	
Countdown to Kindergarten	\$10,530	
Countdown to 4K	\$3,740	
Evidence-Based (75% min)		90%
Total Projected to Serve	360	

Lexington County First Steps

FY24 Allocated Amount^: \$620,466

Total Budget: \$1,802,077
 Match (15% min): 190.4%

Non-Programmatic Funds:	\$150,772	
Core Functions (12% max)	\$72,974	11.8%
Administrative (13% max)	\$77,798	12.5%
Programmatic Funds:	\$469,694	
Parents as Teachers	\$437,061	
Child Care Training	\$18,571	
Countdown to Kindergarten	\$14,062	
Evidence-Based (75% min)		97%
Total Projected to Serve	488	



Marion County First Steps

FY24 Allocated Amount^: \$200,000

Total Budget: \$546,113
Match (15% min): 88.0%

Non-Programmatic Funds:	\$32,668	
Core Functions (12% max)	\$15,714	9.9%
Administrative (13% max)	\$16,954	8.5%
Programmatic Funds:	\$167,332	
Other Family Literacy	\$27,116	
Raising a Reader-Enhanced	\$62,270	
Quality Enhancement	\$41,134	
Child Care Training	\$24,112	
Scholarships	\$12,700	
Evidence-Based (75% min)		84%
Total Projected to Serve	579	

Marlboro County First Steps

FY24 Allocated Amount^: \$200,000

Total Budget: \$301,783
Match (15% min): 39.6%

Non-Programmatic Funds:	\$27,434	
Core Functions (12% max)	\$18,614	9.3%
Administrative (13% max)	\$8,820	4.4%
Programmatic Funds:	\$172,566	
Parents as Teachers	\$89,718	
Reach Out and Read	\$2,500	
Child Care Training	\$44,023	
Scholarships	\$36,325	
Evidence-Based (75% min)		100%
Total Projected to Serve	249	



McCormick County First Steps

FY24 Allocated Amount^: \$200,000

Total Budget: \$361,715
Match (15% min): 57.3%

Non-Programmatic Funds:	\$34,887	
Core Functions (12% max)	\$14,042	7.0%
Administrative (13% max)	\$20,845	10.4%
Programmatic Funds:	\$165,113	
Library Based Programs	\$5,947	
Imagination Library	\$7,847	
Nurturing Parenting	\$48,373	
Early Education under 4	\$73,690	
Scholarships	\$18,389	
Countdown to Kindergarten	\$10,867	
Evidence-Based (75% min)		90%
Total Projected to Serve	210	

Newberry County First Steps

FY24 Allocated Amount^: \$200,000

Total Budget: \$329,663
Match (15% min): 56.5%

Non-Programmatic Funds:	\$45,153	
Core Functions (12% max)	\$22,346	11.2%
Administrative (13% max)	\$22,807	11.4%
Programmatic Funds:	\$154,847	
Parents as Teachers	\$74,087	
Library Based Programs	\$14,125	
Reach Out and Read	\$6,107	
Triple P Level 4	\$7,425	
Quality Enhancement	\$24,575	
Child Care Training	\$18,264	
Countdown to Kindergarten	\$7,383	
Countdown to 4K	\$2,881	
Evidence-Based (75% min)		84%
Total Projected to Serve	1,595	



FY24 Allocated Amount^: \$200,000

Total Budget: \$367,832
Match (15% min): 83.9%

Non-Programmatic Funds:	\$39,301	
Core Functions (12% max)	\$22,183	11.1%
Administrative (13% max)	\$17,118	8.6%
Programmatic Funds:	\$160,699	
Imagination Library	\$62,745	
Nurse Family Partnership	\$69,623	
Scholarships	\$17,774	
Countdown to Kindergarten	\$10,557	
Evidence-Based (75% min)		93%
Total Projected to Serve	1,726	

Orangeburg County First Steps

FY24 Allocated Amount^: \$276,470

Total Budget: \$578,668
Match (15% min): 81.3%

Non-Programmatic Funds:	\$59,147	
Core Functions (12% max)	\$25,973	9.4%
Administrative (13% max)	\$33,174	12.0%
Programmatic Funds:	\$217,323	
Parents as Teachers	\$172,003	
HIPPY	\$13,413	
Countdown to Kindergarten	\$11,943	
Countdown to 4K	\$13,807	
HealthySteps	\$6,157	
Evidence-Based (75% min)		88%
Total Projected to Serve	303	



Pickens County First Steps

FY24 Allocated Amount^: \$201,135

Total Budget: \$588,367
Match (15% min): 182.4%

Non-Programmatic Funds:	\$44,024	
Core Functions (12% max)	\$22,649	11.3%
Administrative (13% max)	\$21,375	12.3%
Programmatic Funds:	\$157,111	
Parents as Teachers	\$111,134	
Imagination Library	\$21,458	
Nurse Family Partnership	\$1,672	
Reach Out and Read	\$22,847	
Evidence-Based (75% min)		100%
Total Projected to Serve	1,145	

Richland County First Steps

FY24 Allocated Amount^: \$917,369

Total Budget: \$4,298,942
Match (15% min): 368.6%

Non-Programmatic Funds:	\$109,367	
Core Functions (12% max)	\$55,611	6.1%
Administrative (13% max)	\$53,756	5.9%
Programmatic Funds:	\$808,002	
Parents as Teachers	\$208,856	
Early Head Start	\$237,295	
Quality Enhancement	\$351,814	
Child Care Training	\$10,037	
Evidence-Based (75% min)		100%
Total Projected to Serve	339	



Saluda County First Steps

FY24 Allocated Amount^: \$200,000

Total Budget: \$322,979
Match (15% min): 51.0%

Non-Programmatic Funds:	\$41,385	
Core Functions (12% max)	\$19,946	10.0%
Administrative (13% max)	\$21,439	10.7%
Programmatic Funds:	\$158,615	
Library Based Programs	\$21,904	
Nurse Family Partnership	\$26,452	
Nurturing Parenting	\$21,739	
Enhanced Early Education	\$62,074	
Child Care Training	\$26,446	
Evidence-Based (75% min)		86%
Total Projected to Serve	149	

Spartanburg County First Steps

FY24 Allocated Amount^: \$723,832

Total Budget: \$5,751,563
Match (15% min): 542.4%

Non-Programmatic Funds:	\$125,057	
Core Functions (12% max)	\$74,367	10.3%
Administrative (13% max)	\$50,690	7.0%
Programmatic Funds:	\$598,775	
Early Head Start/Franklin School	\$124,457	
Quality Enhancement	\$474,318	
Evidence-Based (75% min)		100%
Total Projected to Serve	800	



Sumter County First Steps

FY24 Allocated Amount^: \$347,013

Total Budget: \$604,419
Match (15% min): 40.6%

Non-Programmatic Funds:	\$39,479	
Core Functions (12% max)	\$17,197	5.0%
Administrative (13% max)	\$22,282	6.4%
Programmatic Funds:	\$307,534	
Parents as Teachers	\$237,688	
Imagination Library	\$7,600	
Child Care Training	\$39,439	
Scholarships	\$22,807	
Evidence-Based (75% min)		100%
Total Projected to Serve	355	

Union County First Steps

FY24 Allocated Amount^: \$200,000

Total Budget: \$355,773
Match (15% min): 74.6%

Non-Programmatic Funds:	\$32,296	
Core Functions (12% max)	\$12,774	6.4%
Administrative (13% max)	\$19,522	9.8%
Programmatic Funds:	\$167,704	
Parents as Teachers	\$126,826	
Reach Out and Read	\$12,268	
Child Care Training	\$8,525	
Scholarships	\$10,517	
Countdown to Kindergarten	\$9,568	
Evidence-Based (75% min)		94%
Total Projected to Serve	803	



Williamsburg County First Steps

FY24 Allocated Amount^: \$200,000

Total Budget: \$483,003
Match (15% min): 74.6%

Non-Programmatic Funds:	\$34,463	
Core Functions (12% max)	\$17,638	8.8%
Administrative (13% max)	\$16,825	8.4%
Programmatic Funds:	\$165,537	
Parents as Teachers	\$94,805	
Imagination Library	\$6,815	
Child Care Training	\$41,219	
Countdown to Kindergarten		
Evidence-Based (75% min)		86%
Total Projected to Serve	474	

York County First Steps

FY24 Allocated Amount^: \$442,323

Total Budget: \$1,949,879
Match (15% min): 224.1%

Non-Programmatic Funds:	\$58,343	
Core Functions (12% max)	\$29,599	6.7%
Administrative (13% max)	\$28,744	6.5%
Projected Match (15% min)		
Programmatic Funds:	\$383,980	
Parents as Teachers	\$136,288	
Nurse Family Partnership	\$57,713	
Quality Enhancement	\$89,123	
Child Care Training	\$45,074	
Scholarships	\$34,644	
Countdown to Kindergarten	\$21,118	
Evidence-Based (75% min)		95%
Total Projected to Serve	1,924	

FY24 Local Partnership Proposed Program Strategies from all Funding Sources

Abbeville

Parents as Teachers
Raising a Reader
Child Care Training
Countdown to Kindergarten

Aiken

Parents as Teachers
Imagination Library
Enhanced Early Education
Countdown to Kindergarten
Quality Enhancement
Child Care Training
Scholarships

Allendale

Nurturing Parenting
Enhanced Early Education
Early Identification and Referral

Anderson

Raising a Reader
Triple P Level 4
Half-Day 4K
Countdown to Kindergarten
Countdown to 4K
HealthySteps

Bamberg

Parents as Teachers
Child Care Training
Scholarships

Barnwell

Parents as Teachers
HIPPI
Early Head Start
Library Based Program
Quality Counts
Childcare Center
Child Care Training
Scholarships
Countdown to Kindergarten
Countdown to 4K
Family Café

Beaufort

Parents as Teachers
Supporting Care Providers through Visits
Reach Out and Read
Quality Enhancement
Child Care Training
Early Identification and Referral (PASOs)

Berkeley

Parents as Teachers
Nurturing Parenting
Quality Enhancement
Child Care Training
Scholarships
HealthySteps

Calhoun

Parents as Teachers
Imagination Library
Countdown to Kindergarten

Charleston

Parents as Teachers
Connected Families
Raising a Reader
Supporting Care Providers through Visits
Motherread/Fatheread
Quality Enhancement
Child Care Training
Scholarships
Countdown to 4K
Early Identification and Referral (PASOs)

Cherokee

Imagination Library
Triple P Level 4
Lena Home
Countdown to Kindergarten
Child Care Training

Chester

Parents as Teachers
Nurturing Parenting
Child Care Training

Chesterfield

ParentChild+
Imagination Library
Full Day 4K
Early Education under 4

Clarendon

Parents as Teachers
Imagination Library
Quality Enhancement
Child Care Training
Scholarships
Countdown to Kindergarten

Colleton

Parents as Teachers
Connected Families
Nurturing Parenting
Supporting Care Providers through Visits
Quality Enhancement
Child Care Training
Scholarships
Countdown to Kindergarten
Countdown to 4K

Darlington

Parents as Teachers
Motherread/Fatheread
Reach Out and Read
Countdown to Kindergarten
Men's Health Program
Public Health Program
Family Café

Dillon

Nurturing Parenting
Raising a Reader
Quality Enhancement
Child Care Training

Dorchester

Parents as Teachers
Motherread/Fatheread
Reach Out and Read
Quality Enhancement
Child Care Training
Scholarships
Countdown to Kindergarten
Countdown to 4K

Edgefield

Imagination Library
Nurse Family Partnership
Nurturing Parenting
Enhanced Early Education
Quality Enhancement
Child Care Training
Scholarships

Fairfield

Parents as Teachers
1000 Books before Kindergarten
Imagination Library
Quality Enhancement
Child Care Training
Scholarships
Countdown to Kindergarten
Countdown to 4K
Family Café

Florence

ParentChild+
Raising a Reader
HIPPY
Quality Enhancement
Child Care Training
Scholarships
Countdown to Kindergarten
Countdown to 4K

Georgetown

ParentChild+
HIPPY
Early Education under 4
Child Care Training
Scholarships

Greenville

Nurse Family Partnership
Imagination Library
Reach Out and Read
Triple P Levels 2-3
Triple P Level 4
Nurturing Parenting
Countdown to Kindergarten
Countdown to 4K
Family Connects

Greenwood

Parents as Teachers
Child Care Training
Family Café

Hampton

Parents as Teachers
Imagination Library
Reach Out and Read
Child Care Training
Scholarships
Early Identification and Referral

Horry

Parents as Teachers
Raising a Reader
Enhanced Early Education
Child Care Training
Early Identification and Referral (PASOs)

Jasper

Parents as Teachers
Imagination Library
Reach Out and Read
Child Care Training
Scholarships
Early Identification and Referral

Kershaw

Parents as Teachers
Raising a Reader- Enhanced
Quality Counts
Countdown to Kindergarten
Countdown to 4K

Lancaster

Incredible Years
Parents as Teachers
Imagination Library
Early Head Start
First Steps 4K
Child Care Training
Scholarships
Weekend Backpacks
Countdown to Kindergarten

Laurens

Parents as Teachers
Reach Out and Read
Imagination Library
Child Care Training
Scholarships

Lee

Early Steps to School Success
Strengthening Families
Parent Training
Motherread/Fatheread
Child Care Training
Scholarships
Countdown to Kindergarten
Countdown to 4K
Maternal and Infant Health
Family Café

Lexington

Parents as Teachers
Connected Families
Imagination Library
Quality Counts
Child Care Training
Countdown to Kindergarten
Countdown to 4K
Early Identification and Referral (PASOs)

Marion

Literacy Program
Raising a Reader-Enhanced
Nurturing Parenting
HIPPY
Quality Enhancement
Child Care Training
Scholarships
Countdown to Kindergarten
Countdown to 4K

Marlboro

Parents as Teachers
Reach Out and Read
Nurturing Parenting
Child Care Training
Scholarships

McCormick

Library Program
Nurturing Parenting
Imagination Library
Early Education Under 4
Scholarships
Countdown to Kindergarten

Newberry

Parents as Teachers
Library Based Programs
Triple P Level 4
Reach Out and Read
Quality Counts
Child Care Training
Countdown to Kindergarten
Countdown to 4K

Oconee

Imagination Library
Nurse Family Partnership
Scholarships
Countdown to Kindergarten

Orangeburg

Parents as Teachers
HIPPY
Raising a Reader-Enhanced
Countdown to Kindergarten
Countdown to 4K
HealthySteps

Pickens

Parents as Teachers
Reach Out and Read
Nurse Family Partnership
Imagination Library
Countdown to Kindergarten
Countdown to 4K

Richland

Parents as Teachers
Connected Families
Early Head Start
Quality Enhancement
Child Care Training

Saluda

Library Based Programs
Nurse Family Partnership
Nurturing Parenting
Enhanced Early Education
Child Care Training

Spartanburg

Nurse Family Partnership
Early Head Start
Franklin School
Quality Counts
Countdown to Kindergarten
Countdown to 4K

Sumter

Parents as Teachers
Imagination Library
Child Care Training
Scholarships

Union

Parents as Teachers
Reach Out and Read
Child Care Training
Scholarships
Countdown to Kindergarten

Williamsburg

Parents as Teachers
Imagination Library
HIPPIY
Supporting Care Providers through Visits
Child Care Training
Countdown to Kindergarten
Countdown to 4K
Family Café

York

Parents as Teachers
Connected Families
Nurse Family Partnership
Quality Enhancement
Child Care Training
Scholarships
Countdown to Kindergarten
HealthySteps