



# Barnwell County First Steps Partnership *Fiscal Year 2008 Annual Report*

**Board Chair:**  
Mayor Jackie T. Holman

**Executive Director:**  
Ethel T. Faust

**Contact Information:**

695 Main Street  
Blackville, SC 29817

**Phone:** (803) 284-3160

**Fax:** (803) 284-9940

**E-mail:**  
bwellfirststeps@bellsouth.net

---

**Total children in county under  
age 6: 2,010**

**Children under age 6 living in  
poverty: 12.6%**

---

## Barnwell County Highlights

- Developing stronger relationships with child care community
- Strengthening a core system for increase awareness and improvement in early childhood development
- **Countdown to Kindergarten**
  - 96.4 % Complete Home Visits
  - 14.29 % had no prior pre-schooling
  - 96.43 % qualified for free/reduced lunch
  - 67.86 % of children lives with single parent; 7.14 % guardian/foster parent

## EXECUTIVE DIRECTOR'S MESSAGE

*It gives me great pleasure to share the impact that First Steps is making in our community. It is an honor, yet at the same time hard work, to effect a substantially diverse population of individuals and organizations to meet the needs of early care and education in our unique community. However, the citizens and community are faring well to address school readiness issues.*

*As we collaboratively support children and families we are deeply committed to good stewardship of the funds provided us. We have had the opportunity to see your contributions at work, and supported by South Carolina Office of First Steps to School Readiness we affirm that efforts are being carefully monitored and evaluated and often leveraged to secure and ensure a positive and sustainable impact.*

*This 2008 Annual Report shares highlights of our results and improved programs and services that have enhanced the lives of our youngest children. You should understand that we are the only organization tasked with the mission of readying South Carolina's youngest children for school entry with what they are expected to know and do. We take our mission very serious, and share this report in hope that it provides insight into how we approach our mission to make sure our children survive, thrive, and grow to become positive contributors in our society.*

*I, our local Partnership and our children are grateful to each of you for your generous support over the years--- be it through improved community awareness, volunteer service, indirect service or direct service.*

*Sincerely,*

*Ethel T. Faust - Executive Director  
Barnwell County First Steps Partnership*

## **First Steps to School Readiness Strategy Areas**

*The First Steps initiative approaches children's school readiness needs in five ways:*

**Family Strengthening:** A parent is a child's first and best teacher. First Steps works to help parents become the best parents they can be. First Steps also helps parents further their own education.

**Healthy Start:** Children's development and ability to learn are profoundly impacted by their health in the earliest years. First Steps works to help families understand children's health needs through education and screenings while also working to help them access needed health services.

**Quality Child Care:** Quality child care provides immediate and long-term learning benefits for children. First Steps works to expand the availability of quality child-care to families and to enhance the level of quality in existing child-care environments.

**Early Education:** Research shows that children who participate in high-quality preschool classes are more likely to start school ready to learn, as well as be more successful later in life. First Steps works to expand high-quality 3-year-old and 4-year-old kindergarten opportunities in public and private settings.

**School Transition:** The transition into kindergarten is a critical time that sets the tone for children's perspectives about the school years, as well their parents' perspectives. Making a strong initial connection between school and home -- and supporting both parents and students during this transition time -- has been shown to impact students' later school success and parents' later involvement during the school years.

## **2007-08 County Partnership Programs by Strategy**

### **FAMILY STRENGTHENING.**

#### **Parents as Teachers**

**Program description:** Parents as Teachers provides home-based literacy and parenting services to families affected by poverty and low parental education. Services are available to families of children ages birth to 5 years old in each of the three Barnwell County school districts. The program strives for a minimum of two home visits by a trained parent educator. During home visits, the parent educator helps parents understand their children's developmental stages and model age-appropriate activities for parents and children to do together. They also teach parents techniques such as how to manage challenging behavior. Parent educators also emphasize the importance of reading and ensure that parents are able to become the first and most influential teacher in the development of their child.

**Program results:**

- 74 families (94 children and 74 adults)
- 752 hours in home visitations
- 46 (62.16%) Pre-ACIRI Assessments: Adult Average score – 1.36; Child Average score – 1.27 and
- 49 (66.22%) Pre-KIPS Assessment – Average score – 3.08

**Success by Six (Other Family Literacy)**

**Program description:** A county-wide volunteer reading initiative to increase parental and community awareness and support in early childhood development promoting school readiness. Volunteers are trained by certified Parents As Teachers coordinators to model reading and literacy techniques with parents of children birth to five years of age. Volunteers are linked with families to provide a minimum of 8 reading hours and to develop an in-home library with each family.

**Program results:**

- 10 Children; 7 adult volunteers
- 119 books and 8 literacy kits given out
- 3 Parents As Teachers Training Hours
- 17 Adult Volunteers trained in PAT

**Library-Based Program**

**Program description:** A county-wide library based reading initiative to increase parental and community awareness and support in early childhood development promoting school readiness. A preschool children's librarian is employed to provide outreach reading and literacy development with parents, child care and other preschool programs. This initiative promotes the love of reading through children library services while linking families to the three local libraries within the county.

**Program results:**

- 297 Children and 111 Adults
- 291 Reading Hours
- 143 Training Hours

**QUALITY CHILD CARE.****Quality Enhancement**

**Program description:** Technical assistance and monitoring were provided to 12 child-care centers to help them implement best practices and increase the quality of services to families. Centers received various levels of intensity of technical assistance based on need and available First Steps resources.

**Program results:**

- Children impacted: 221 children Adults impacted: 24
- 12 Centers/Preschool Programs
- 103 Technical Assistance Visits
- 82 Technical Assistance Hours

Child-care classroom environmental rating scale assessment						
	Pre-Assessment		Post-Assessment			
	No. Classrooms	Avg. Score	No. Classrooms	Avg. Score	Diff.	Matched Diff.
ITERS	3	3.41	0	0	X	X
ECERS	21	4.57	7	5.5	.98	.77
Avg. ERS	24	4.42	7	5.5	.98	.77

The Infants and Toddlers Environmental Rating Scale (IITERS) and the Early Childhood Environmental Rating Scale (ECERS) are standardized evaluations of classroom quality based on a 7-point scale.

## **EARLY EDUCATION.**

### **S.C. Child Development Education Pilot Program (CDEPP)**

**Program description:** CDEPP offers state-paid tuition of 4-year-old kindergarten classes to eligible students living in the 37 trial and plaintiff school districts involved in the school funding equity lawsuit, *Abbeville et al. vs. South Carolina*. First Steps oversees CDEPP 4K classes offered in non-public school environments. To qualify for state-paid tuition, a student's family must qualify for TANF or free/reduced-price lunch, be 4 years old by Sept. 1, 2007, and live in an eligible school district.

#### **Program results:**

- 36 students served
- 2 providers in the city of Barnwell: Bedford's Stay-N-Play (second year participant) and New Jerusalem AAA Day Care (first year participant)

## **SCHOOL TRANSITION.**

### **Countdown to Kindergarten**

**Program description:** Countdown to Kindergarten is a school transition program targeting at-risk children the summer before they enter kindergarten. Research shows that a smooth transition for students and families into the school years can impact the child's success throughout their school career, as well as the parent's involvement at the school and in the child's education. In Countdown, a kindergarten teacher visits the home of a child and works with the child on skills he or she will need in kindergarten, as well as delivers a backpack full of manipulatives and books. The teacher also works with the parent to demonstrate effective parenting techniques.

#### **Program results:**

- 28 Uprising Kindergarteners served
- Home visits completed: 96.4 percent
- Child Average age – 5.26
- 14.29 % had not participated in any preschool/child care programming
- 21.43 % diagnosed with a physical or mental handicapping condition
- 96.43 % qualified for free/reduced lunch
- 21.43 % parent/guardian did not complete high school
- 67.86 % of children lives with single parent; 7.14 % lives with guardian/foster parent

## Financial Summary

### Expenditures by Funding Source

State Appropriation.	\$171,337	State Private	\$ 20,618
E.I.A. Appropriation	\$ 27,162	Local Private	\$ 35,870
Lottery Appropriation	\$ 0	Federal	\$ 0
C.D.E.P.P. Appropriation	\$121,172	In-Kind	\$ 33,835
C.O.E. Appropriation	\$ 0	<b>GRAND TOTAL</b>	<b>\$ 409,996</b>

### Expenditures by Program/Strategy Name

Parents As Teachers	\$ 48,016
Other Family Literacy	\$ 29,333
Library Based Programs	\$ 26,663
Family Literacy	\$ 51,933
Full Day 4K – Private	\$121,172
Head Start Programming	\$ 2,897
Countdown To Kindergarten	\$ 9,443
Childcare Quality Enhancement	\$ 30,812
Childcare Training & Professional Development	\$ 36,181
Indirect Programmatic Functions	\$ 33,777
Administrative Functions	\$ 19,769
<b>GRAND TOTAL</b>	<b>\$409,996</b>

### NOTABLE DONORS

<i>DONOR'S NAME</i>	AMOUNT
Barnwell County United Way	\$ 2,398
Clemson University	\$ 26,460
SC First Steps	\$334,103
Terry E. Richardson	\$ 50
Quality Training & Professional Development Workshop Fees	\$ 1,670
<b>TOTAL:</b>	<b>\$364,681</b>

*Local Match Percentage for FY 2008: 45.5% (at least 15% Legislative requirement)*

# **COUNTY PARTNERSHIP BOARD OF TRUSTEES**

## **Category I – Community Elected**

Rev. Beverly Ashley -----	Faith Community
Loretta Atkinson -----	Early Childhood Education
Melvin Counts -----	Transportation
Karleen Farris -----	Early Childhood Education
Fred Geier -----	Non-profit Family/ Children Organization
Cathy Glass -----	Family Education/Training/Support
Shadie Hall -----	Non-profit Family/ Children Organization
Ashok Kabatisapthy -----	Business Community
Biju Kabatisapthy -----	Early Childhood Education
Brooke Kearse -----	Healthcare
Shari Mosley -----	Childcare/Early Childhood
Andrea Reed -----	Parent of Preschooler
Diane Williams -----	Family Education/Training/Support
Melinda Wilson -----	Early Childhood Education

## **Category II – Agency Appointees**

Lee Davis -----	Williston School District #29
Karen Flowers -----	Barnwell County Library
Dr. Teresa Pope -----	Blackville School District #19
Melissa Robinson -----	Aiken Barnwell Head Start
Roz Whatley -----	Department of Health and Environmental Control
Cynthia Williams -----	Department of Social Services

## **Category III - Legislative Appointees**

Dwayne Eubanks -----	Big Seven Association
Jackie Holman -----	Mayor, Town of Blackville
Teresa Reid -----	Principal, Macedonia Elementary School

---

## **COUNTY DATA SNAPSHOT**

In FY08, First Steps County Partnerships statewide made it a priority to become increasingly data-driven. County Partnerships successfully began using powerful new components of the First Steps data system, and County Partnerships also utilized data in new ways to drive their FY09 program plans. In addition to enhanced program data tracking, County Partnerships are also focusing on the best available data about children and families to best understand their communities' needs. At the end of FY08 and the beginning of FY09, County Partnerships began an extensive analysis of this data, including data about the risk factors known to impact children's potential school success, such as low birth weight, teen mothers, and families living in poverty. A county-level risk data report is included in the subsequent pages of this report.

# 2008 School Readiness Risk Profile

# Barnwell County

Total Children Under Six: 2,010

## CHILD POVERTY (Children in Families Receiving TANF Benefits)

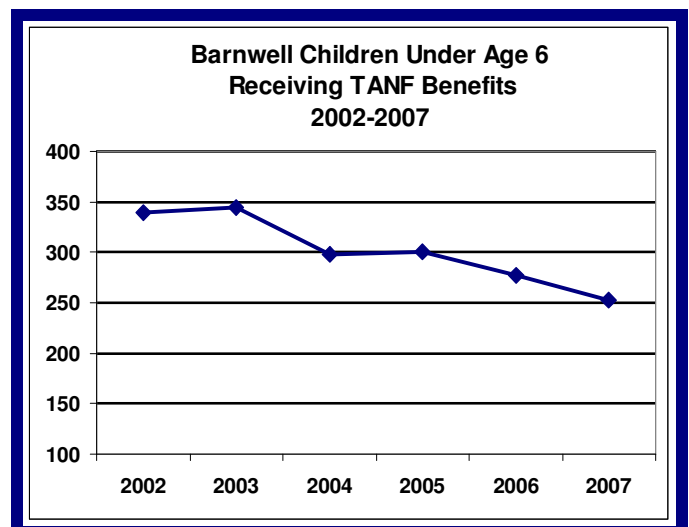
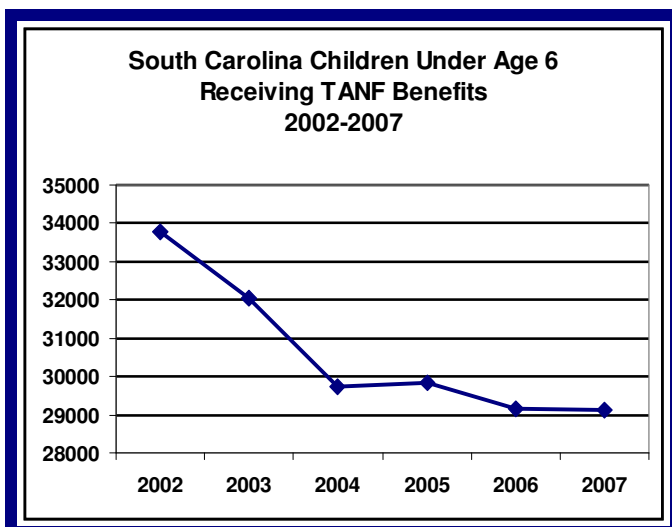
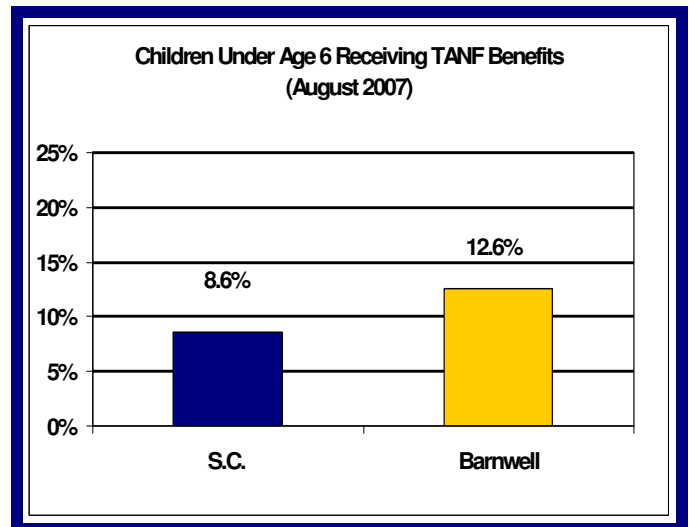
Statewide Average (2007): 8.4%

Barnwell County (2007): 12.6%

***Fast Fact:*** Roughly 1 in 8 Barnwell County children has an annual family income equivalent to \$10,325 (or less) for a family of four. A recent statewide analysis suggests that 45% of these children will be retained or score at the “below basic” level (PACT) by third grade.

Children in deep poverty often face a wide variety of school readiness obstacles, ranging from inadequate prenatal care and nutrition to low maternal education.

253 of Barnwell County’s 2,010 children under age 6 received federal Temporary Assistance for Needy Families (TANF) benefits during 2007, indicating a family income at or below 50% of the federal poverty definition.



# 2008 School Readiness Risk Profile

# Barnwell County

Total Children Under Six: 2,010

## CHILDREN AT LOW BIRTH WEIGHT (Less Than 5.5 lbs.)

Statewide Average (2005): 10.2%

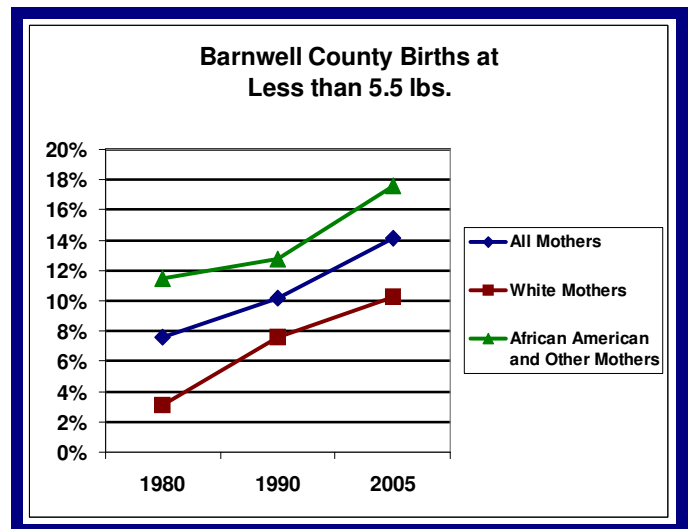
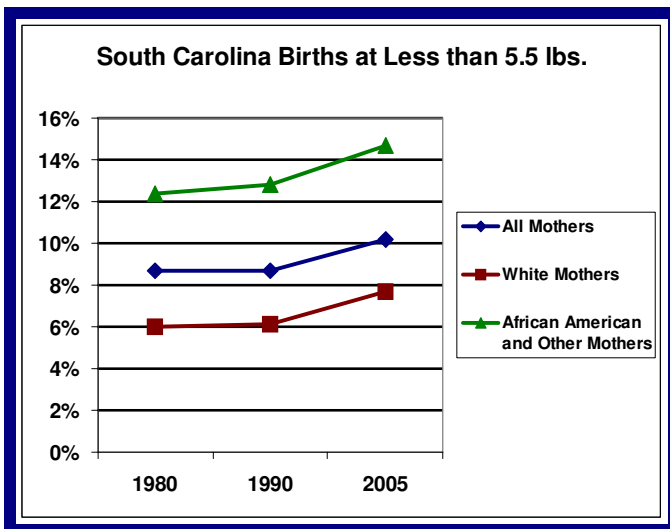
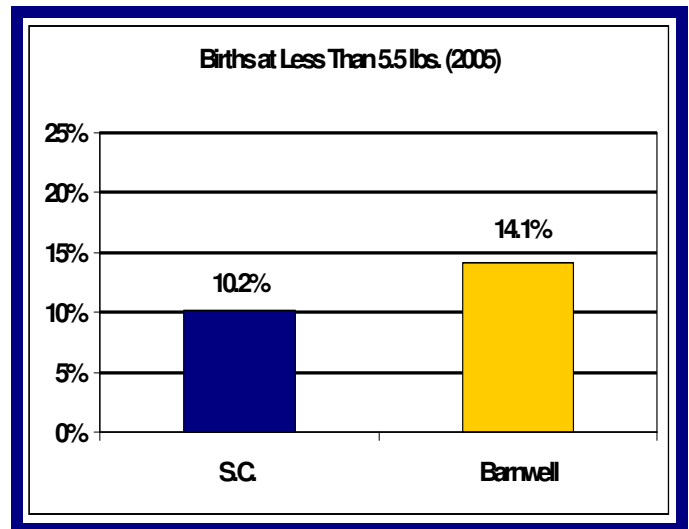
Barnwell County (2005): 14.1%

**Fast Fact:** Just over 1 in 10 Barnwell County children is born at a weight less than 5.5 lbs. A recent statewide analysis suggests that at least one-third of these children (36%-52% depending on weight category) will be retained or score at the "below basic" level (PACT) by third grade.

Babies born at low weights are often prone to developmental delays associated with early academic failure.

Many have received inadequate prenatal care and suffer from significant health complications.

44 of the 311 children born in Barnwell County during 2005 weighed less than 5.5 lbs.



# 2008 School Readiness Risk Profile

# Barnwell County

Total Children Under Six: 2,010

## BIRTHS TO TEENAGE MOTHERS

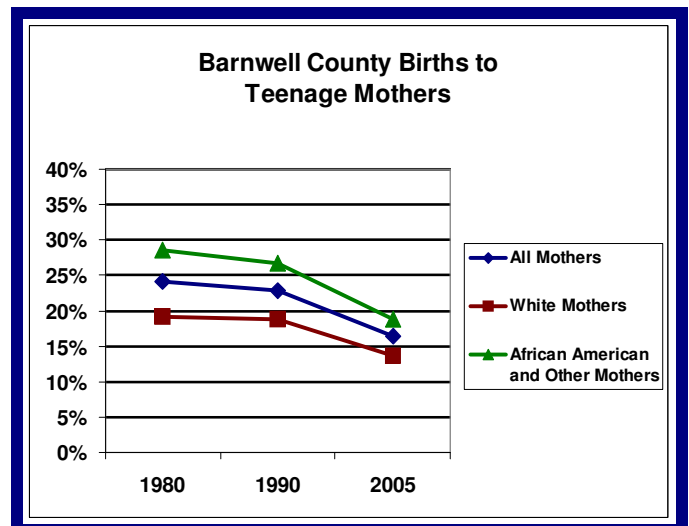
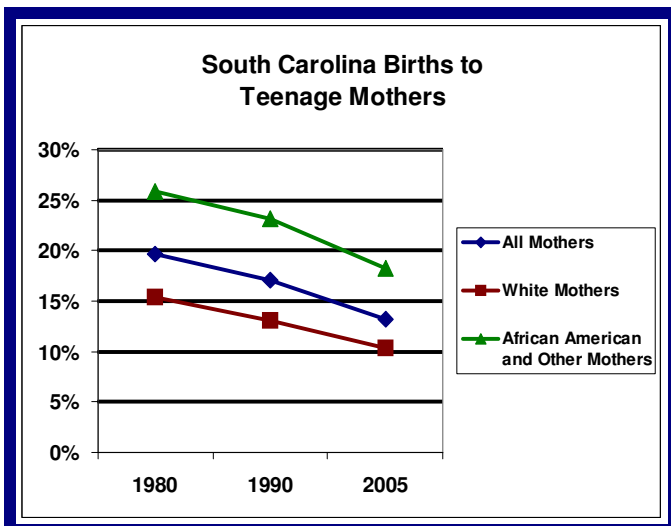
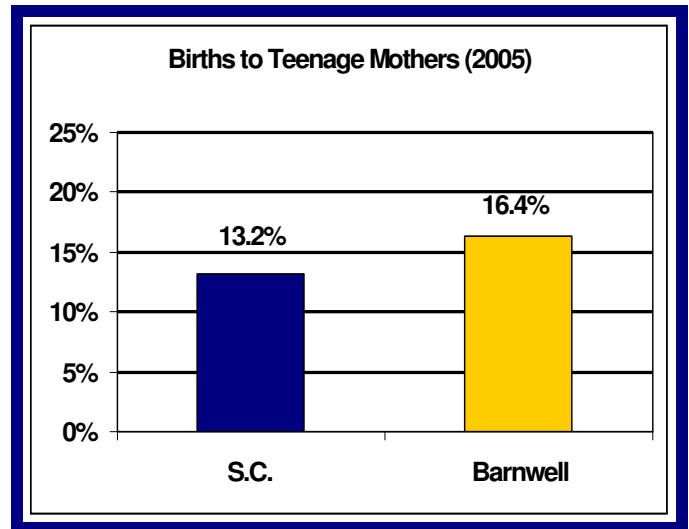
Statewide Average (2005): 13.2%

Barnwell County (2005): 16.4%

**Fast Fact:** Nearly 1 in 5 Barnwell County births is to a mother under 20 years of age. A recent statewide analysis suggests that 43% of these children will be retained or score at the “below basic” level (PACT) by third grade.

Teenage parents often lack the maturity and knowledge required to optimally fulfill important parental responsibilities, are less likely to advance their own educational attainment and often fail to advance beyond low-income status.

51 of the 311 children born in Barnwell County during 2005 had teenage mothers.



# 2008 School Readiness Risk Profile

# Barnwell County

Total Children Under Six: 2,010

## BIRTHS TO MOTHERS WITH LESS THAN A HIGH SCHOOL DIPLOMA

Statewide Average (2005): 23.7%

Barnwell County (2005): 29.9%

**Fast Fact:** 3 in 10 children in Barnwell County are born to mothers possessing less than a high school diploma. A recent statewide analysis suggests that roughly half (48%) of these children will be retained or score at the “below basic” level (PACT) by third grade.

Research suggests that a mother’s own educational attainment is closely linked to the subsequent academic performance of her children.

93 of the 311 children born in Barnwell County during 2005 had mothers with less than a high school diploma.

