



Edgefield County First Steps Partnership *Fiscal Year 2008 Annual Report*

Board Chair:
Desiree' B. Council

Executive Director:
Candi Lalonde

Contact Information:
416 Calhoun Street
Johnston, SC 29832
Phone: 803-275-0800
Fax: 803-275-0850
E-mail:
edgefieldcountyf@
bellsouth.net

**Total children in county under
age 6: 1,693**

**Children under age 6 living in
poverty: 21.5%**

Edgefield County Highlights

- Over 230 children served
- Leveraged match funds of 81%
- 100% of families satisfied with program services

EXECUTIVE DIRECTOR'S MESSAGE

Edgefield County continued in FY 08 to focus on family strengthening and child care assistance and quality with the majority of our resources. With nearly one-fourth of births being to mothers with less than a high school education and nearly one-sixth of births being to teenage mothers, we believe that the education of the parent combined with the education of the child will bring about a more lasting result. Our current needs and resource assessment indicates that 59% of survey respondents stated lack of parenting skills as the reason many of our children are not ready for first grade.

Over half of all these same parents and teachers believe a lack of quality preschool programs is adversely affecting our children. With more concentrated technical assistance to local child care centers and family child care providers, we are ensuring quality for Edgefield County's youngest children in child care. Not only is quality child care a priority, but access to quality child care is critical for impoverished families. Over one-fifth of children under age 6 in Edgefield County lives in poverty. We work with these families to assist them with meeting the financial obligations of quality child care.

As we strive to meet the needs of our community, we have formed vital partnerships with local agencies, organizations, civic groups and individuals who want the same things we do – to see that all of Edgefield County's children have what they need to be successful!

Yours in service to children,
Candi Lalonde
Executive Director
Edgefield First Steps

First Steps to School Readiness Strategy Areas

The First Steps initiative approaches children's school readiness needs in five ways:

Family Strengthening: A parent is a child's first and best teacher. First Steps works to help parents become the best parents they can be. First Steps also helps parents further their own education.

Healthy Start: Children's development and ability to learn are profoundly impacted by their health in the earliest years. First Steps works to help families understand children's health needs through education and screenings while also working to help them access needed health services.

Quality Child Care: Quality child care provides immediate and long-term learning benefits for children. First Steps works to expand the availability of quality child-care to families and to enhance the level of quality in existing child-care environments.

Early Education: Research shows that children who participate in high-quality preschool classes are more likely to start school ready to learn, as well as be more successful later in life. First Steps works to expand high-quality 3-year-old and 4-year-old kindergarten opportunities in public and private settings.

School Transition: The transition into kindergarten is a critical time that sets the tone for children's perspectives about the school years, as well their parents' perspectives. Making a strong initial connection between school and home -- and supporting both parents and students during this transition time -- has been shown to impact students' later school success and parents' later involvement during the school years.

2007-08 County Partnership Programs by Strategy

FAMILY STRENGTHENING

Imagination Library -Children from birth until age 5 are enrolled and receive a book a month. We target children who do not have books (through coordination with our local DSS and DHEC departments). Families complete a pre-survey before enrollment and a post-survey after 1 year. All age eligible children in our scholarship and family literacy programs are enrolled.

Program results:

- 220 children enrolled
- 1901 books mailed
- \$6,404.00 local dollars raised
- 100% of program supported by local fundraising
- 50% of children enrolled have fewer than 10 books in their homes
- 42% of post survey respondents show increase in amount of time they spent reading to their child

Comprehensive Family Literacy - This program includes the full scope of family literacy services. The parents will all lack a high school diploma or GED; the family will be low income; and all families will possess at least one additional risk factor. Each family will receive intensive instruction in parenting (center and home based), adult education, early childhood, and interactive literacy activities. Families will continue to be provided meals, transportation, and an on-site child development program for infants and toddlers (for the center-based component) three days weekly. Families will also receive a minimum of two home visits monthly using the PAT curriculum.

Program results:

- 24 families with 35 children served
- 4 GED's attained
- 87% of scheduled home visits completed
- 89% showed improvement from pre-KIPS to post-KIPS
- 72% showed improvement from pre-ACIRI to post-ACIRI
- 78% of children showed improvement in receptive language
- 92% of children showed improvement in language development
- 89% of parents demonstrated growth in supporting children's learning
- 88% of parents made gains in reading skills
- 91% of parents made gains in math skills

QUALITY CHILD CARE

Child Care Training - Child care trainings were offered locally and targeted areas identified in child care reviews. All trainings were either registered or certified through CCCCD.

Program results:

- 4 trainings offered
- 50 attendees
- 1 child care center staff member pursuing AA degree

Facility Quality Enhancement - Five child care centers received intensive technical assistance and ERS reviews. Small grants were given to purchase supplies and materials in areas needing improvements.

Program results:

- 5 centers/family homes participating
- 119.5 hours of technical assistance given
- 5 centers had a comprehensive environment rating scale review
- 5 centers received quality enhancement grants based on reviews
- 3 centers had a second review – all 3 showed improvement

Child Care Scholarships - Families who are 150% of the poverty level or below can apply for a child care scholarship. We pay \$40 each week and the family is responsible for the balance. Families with risk factors are given priority.

Program results:

- 40 children enrolled
- 90% of eligible children enrolled in Imagination Library
- 100% of children enrolled at least 60 days received one developmental screening
- 94% of children enrolled at least 180 days received two developmental screenings
- 100% of children with delays received activities to develop weak areas
- 50% of children with delays after 1st screening did not have delays after 2nd screening
- 100% of children with 2nd delays received referrals to outside agencies

FINANCIAL SUMMARY

<u>Expenditures</u> By Funding Source	
State Appropriation (<i>Fund 10</i>)	\$147,851
E.I.A. Appropriation (<i>Fund 55</i>)	\$41,344
Lottery Appropriation (<i>Fund 35</i>)	\$ 0
C.D.E.P.P. Appropriation (<i>Fund 60</i>)	\$ 0
C.O.E. Appropriation (<i>Fund 65</i>)	\$ 0
N.F.P. Appropriation (<i>Fund 70</i>)	\$ 0
State Private (<i>Fund 15</i>)	\$768
Local Private (<i>Fund 20</i>)	\$7,786
Federal (<i>Fund 30</i>)	\$ 0
In-Kind (<i>Fund 25</i>)	\$106,234
TOTAL:	\$ 303,983

<u>Expenditures</u> By Program / Strategy Name	
Family Literacy	\$170,624
Imagination Library	\$4,359
Facility Quality Enhancement	\$21,309
Child Care Training	\$3,695
Child Care Scholarships	\$57,120
Indirect Programmatic Functions	\$23,150
Administrative Functions	\$23,726
TOTAL:	\$303,983

NOTABLE DONORS

<i>DONOR'S NAME</i>	AMOUNT
Terri T. Mayson and Matilda Jones on behalf of the Augusta National Golf Club through the Community Foundation for the CSRA	\$2,000
United Way of Edgefield	\$500
Providence Baptist Church WMU	\$270
Women in Rural Education	\$200
Shane and Blair Massey	\$162
Mr. and Mrs. E.O. Dukes	\$135
Sharon Stevens	\$135
Linda Ely	\$135
Janet Tarbox	\$135
Mr. and Mrs. Allen Dunn	\$108
Denny and Bridget Clark	\$108
Columbia Farms	\$100
68 additional sponsors under \$100 each	\$2,416
TOTAL: \$6,404	

Local Match Percentage for FY 2008: 81.13%
(at least 15% Legislative requirement)

COUNTY PARTNERSHIP BOARD OF TRUSTEES

Lena Baker – Edgefield County School District, appointed
 Ava Burdell – Pre-K through primary education
 Desiree' Council – Edgefield County Department of Social Services, appointed
 Bridget Clark – Edgefield County Library, appointed
 Juanita Drummings – Faith Community
 Gail Revis – Non-profit organization providing services to families
 Phyllis Lott – GLEAMNS Human Resources Commission, Head Start, appointed
 Blair Massey – Business Community
 Angela McLaurin – Early Childhood Education
 Elizabeth Posey – Edgefield County Health Department, appointed
 Michelle Kemp – Business Community
 Melissa Sullivan – Childcare and early childhood development
 Mary Alfreda Turner – Pre-K through primary education
 Janet Tarbox – Faith Community
 Amy Wilhelm – Early Childhood Education
 James Himley – Family education, training, and support provider
 Jenny Mims – Parent of pre-school child served by First Steps
 Gaye Holmes – Early Childhood Education

COUNTY DATA SNAPSHOT

In FY08, First Steps County Partnerships statewide made it a priority to become increasingly data-driven. County Partnerships successfully began using powerful new components of the First Steps data system, and County Partnerships also utilized data in new ways to drive their FY09 program plans. In addition to enhanced program data tracking, County Partnerships are also focusing on the best available data about children and families to best understand their communities' needs. At the end of FY08 and the beginning of FY09, County Partnerships began an extensive analysis of this data, including data about the risk factors known to impact children's potential school success, such as low birth weight, teen mothers, and families living in poverty. A county-level risk data report is included in the subsequent pages of this report.

2008 School Readiness Risk Profile

Edgefield County

Total Children Under Six: 1,612

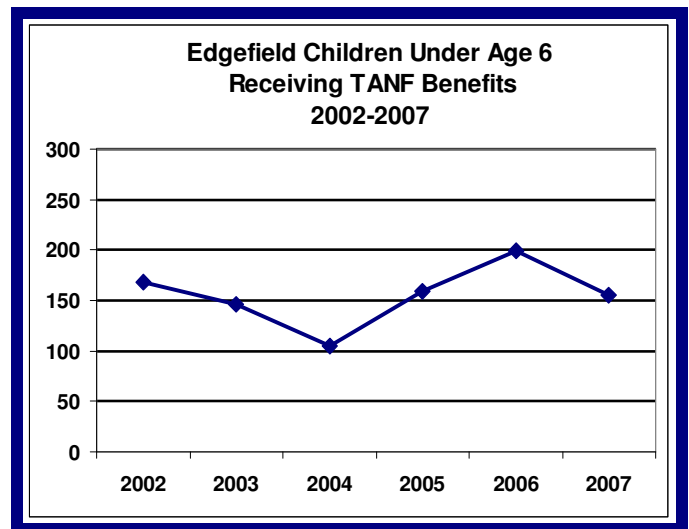
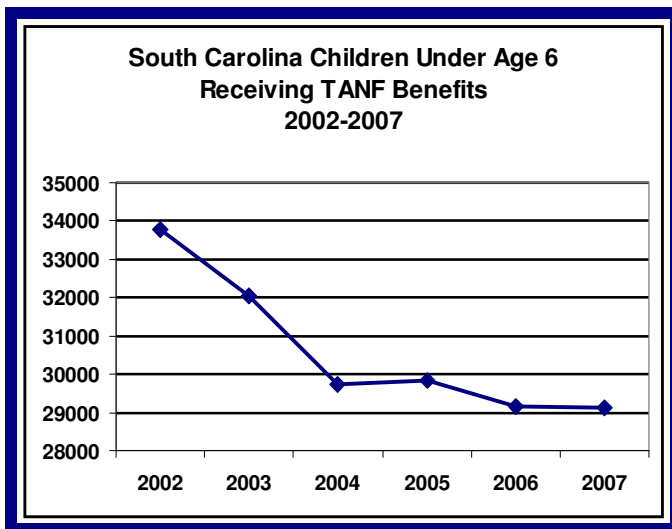
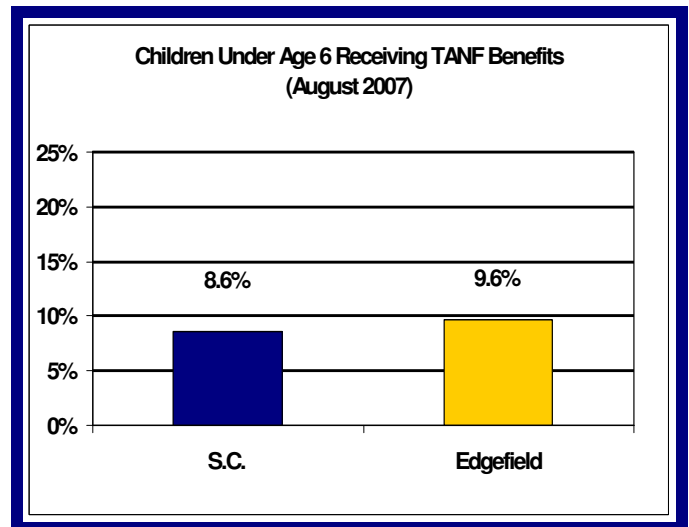
CHILD POVERTY (Children in Families Receiving TANF Benefits)

Statewide Average (2007): 8.4% Edgefield County (2007): 9.6%

Fast Fact: Roughly 1 in 10 Edgefield County children has an annual family income equivalent to \$10,325 (or less) for a family of four. A recent statewide analysis suggests that 45% of these children will be retained or score at the "below basic" level (PACT) by third grade.

Children in deep poverty often face a wide variety of school readiness obstacles, ranging from inadequate prenatal care and nutrition to low maternal education.

155 of Edgefield County's 1,612 children under age 6 received federal Temporary Assistance for Needy Families (TANF) benefits during 2007, indicating a family income at or below 50% of the federal poverty definition.



2008 School Readiness Risk Profile

Edgefield County

Total Children Under Six: 1,612

CHILDREN AT LOW BIRTH WEIGHT (Less Than 5.5 lbs.)

Statewide Average (2005): 10.2%

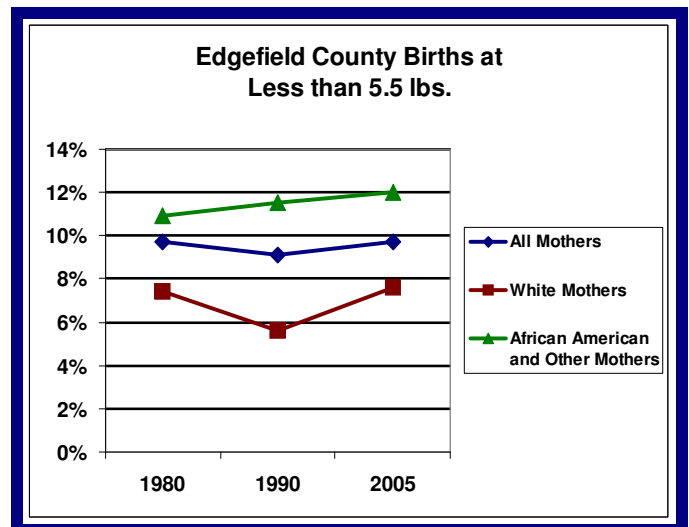
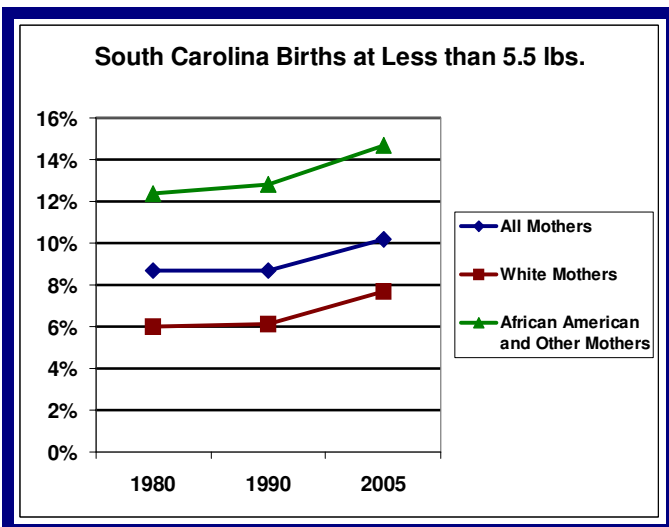
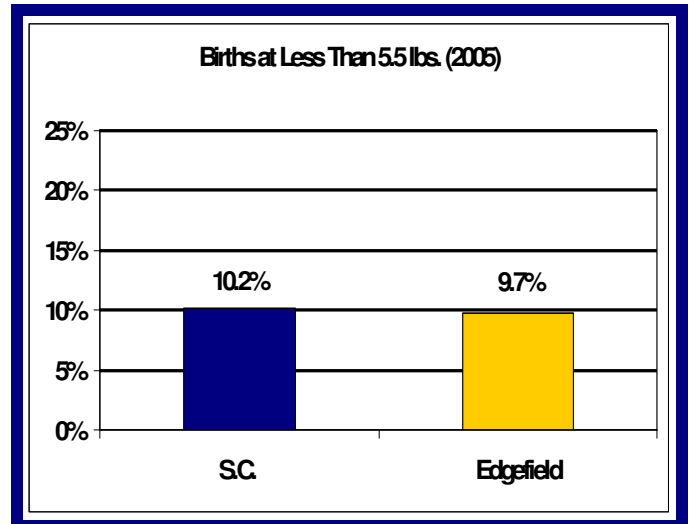
Edgefield County (2005): 9.7%

Fast Fact: 1 in 10 Edgefield County children is born at a weight less than 5.5 lbs. A recent statewide analysis suggests that at least one-third of these children (36%-52% depending on weight category) will be retained or score at the "below basic" level (PACT) by third grade.

Babies born at low weights are often prone to developmental delays associated with early academic failure.

Many have received inadequate prenatal care and suffer from significant health complications.

24 of the 248 children born in Edgefield County during 2005 weighed less than 5.5 lbs.



2008 School Readiness Risk Profile

Edgefield County

Total Children Under Six: 1,612

BIRTHS TO TEENAGE MOTHERS

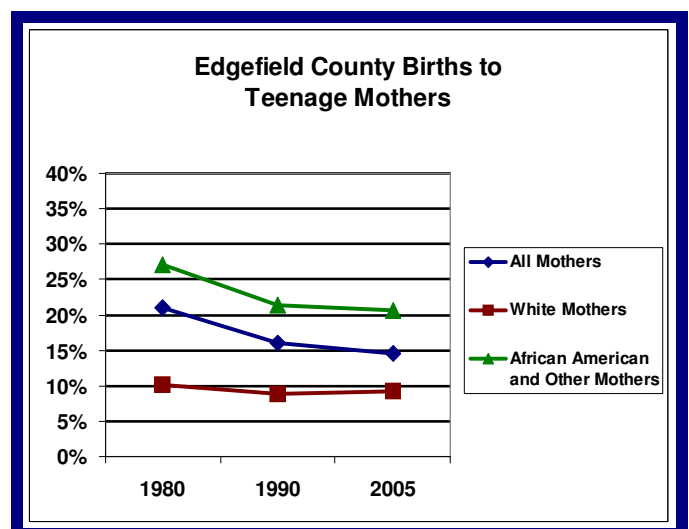
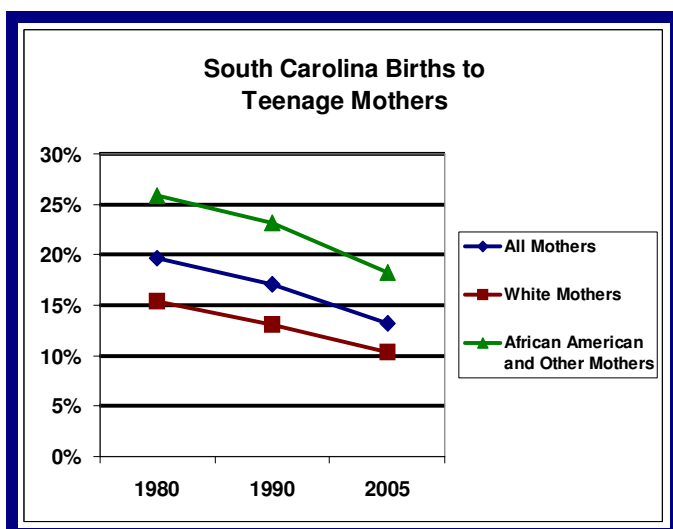
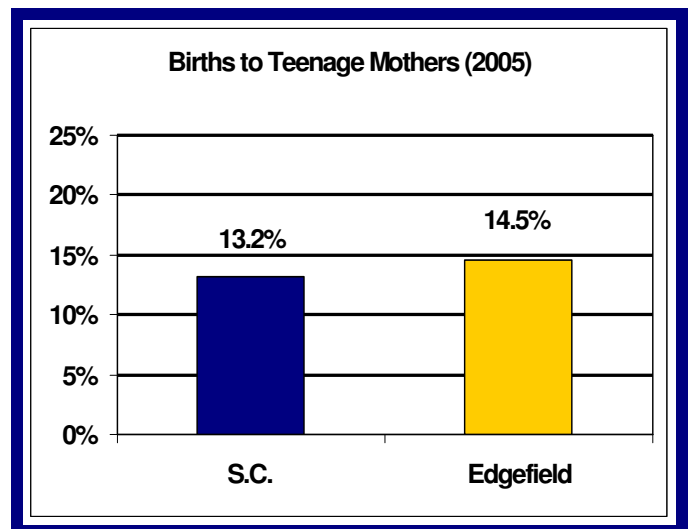
Statewide Average (2005): 13.2%

Edgefield County (2005): 14.5%

Fast Fact: Nearly 1 in 7 Edgefield County births is to a mother under 20 years of age. A recent statewide analysis suggests that 43% of these children will be retained or score at the “below basic” level (PACT) by third grade.

Teenage parents often lack the maturity and knowledge required to optimally fulfill important parental responsibilities, are less likely to advance their own educational attainment and often fail to advance beyond low-income status.

36 of the 248 children born in Edgefield County during 2005 had teenage mothers.



2008 School Readiness Risk Profile

Edgefield County

Total Children Under Six: 1,612

BIRTHS TO MOTHERS WITH LESS THAN A HIGH SCHOOL DIPLOMA

Statewide Average (2005): 23.7% Edgefield County (2005): 23.8%

Fast Fact: Nearly 1 in 4 children in Edgefield County is born to a mother possessing less than a high school diploma. A recent statewide analysis suggests that roughly half (48%) of these children will be retained or score at the “below basic” level (PACT) by third grade.

Research suggests that a mother’s own educational attainment is closely linked to the subsequent academic performance of her children.

59 of the 248 children born in Edgefield County during 2005 had mothers with less than a high school diploma.

