

Quality Enhancement/Quality Counts Teacher Engagement Survey | December 2021

Survey Administration

The Quality Enhancement/Quality Counts (QE/QC) Teacher Engagement Survey was administered online from November 8th to December 1st, 2021 to QE/QC Teachers and Teacher Assistants who participated in the QE/QC program from July 1st, 2019 to the present. The Executive Directors of local partnerships participating in the QE/QC program sent an email with the survey link to their Teachers and Teacher Assistants. A reminder email was sent from the Executive Directors to their staff on November 15th, 2021. There were 101 responses from teachers representing 7 counties across the state (Spartanburg, Beaufort, Dorchester, York, Charleston, Edgefield, Kershaw).

59%

would highly recommend QE/QC programs to other child care providers in their county

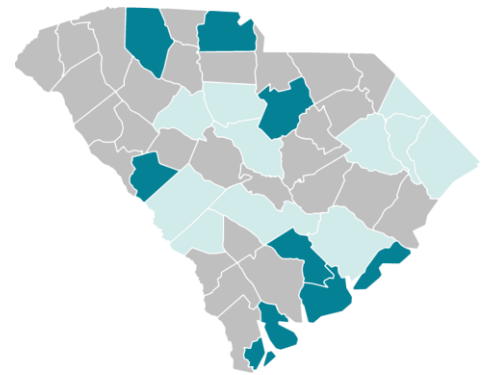


Figure 1. Map of Survey Respondents by County. The dark teal represents those counties who participated in the survey. The light teal represents those counties who were invited to participate, but did not participate in the survey.

Respondent Demographics

Most survey respondents were 25-34 years (23%) or 55-64 years old (23%) and identified as Black (43%) or white (53%). The sample of QE/QC Teachers had a similar demographic profile compared to the 2018 South Carolina Early Care and Education (ECE) Workforce¹. In the 2018 South Carolina ECE Workforce study,

100%

of respondents were females

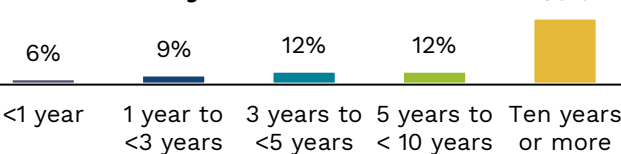
most respondents were female (97%) and identified as white (57%) or Black (40%)¹. Of the 101 respondents, 28% had earned some college credits in early childhood education, 16% had a high school diploma or GED, and 13% had a

54%

of respondents have post-secondary education experience in early childhood education

two-year degree in early childhood education. Over half of the respondents have more than ten years of experience working in early care and education whereas 6% of respondents have less than one year of experience working in early care and education. When asked about their length of employment at their current child care provider there was considerable variability with nearly half of respondents working at their current provider for over 5 years.

Over Half Have 10+ Years of Experience in Early Care and Education



Nearly 50% Have Worked at Their Current Center for 5+ Years



Figure 2. QE/QC Teacher Experience. Missing experience working in early care and education for 12 respondents and length of employment at current child care provider for 13 respondents. One respondent said they were unsure of their experience and length of employment.

QE/QC Program Experience

What is the First Steps QE/QC program good at?

- High-quality education and child care
- Training and guidance for teachers

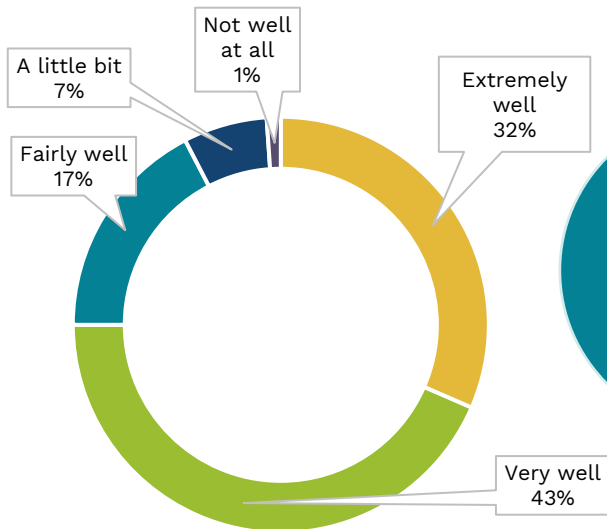
Quality Counts is good at training teachers to better enhance their teaching skills and to better the classroom environment for children in a preschool or childcare setting.

What could the QE/QC program do better?

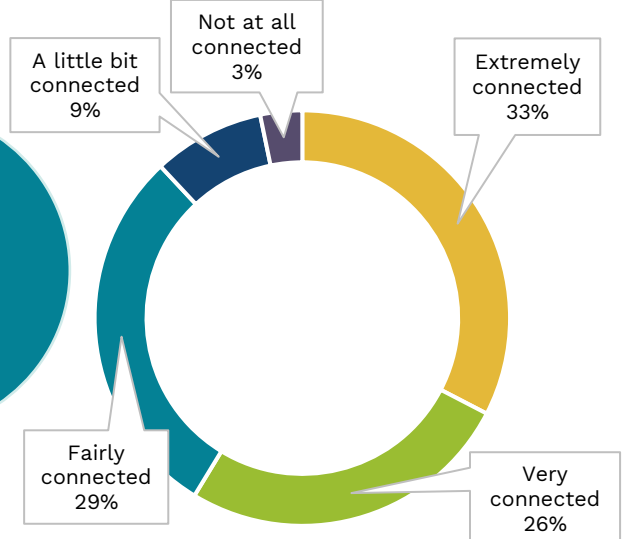
- More frequent training and hands-on coaching visits
- More financial support and incentives

More frequent on site observations and feedback/praise/instruction.

75% of Teachers said First Steps' QE/QC Program met their needs very or extremely well



59% of Teachers said they feel very or extremely connected to their coach from the First Steps QE/QC Program



77% said their QE/QC coach ALWAYS treats them with respect

What parts of the First Steps' QE/QC program are most valuable to you?

1

50%

What I learn during coaching sessions



2

50%

The goals identified through the Quality Improvement Planning process



3

49%

Materials or equipment provided by my coach



Additional Needs

If resources were unlimited, what incentive(s) could the First Steps' QE/QC program provide you that would motivate you to stay at your current center or provider?

“ They need to add more financial support to their highly qualified teachers who go above and beyond to help educate the students. ”

73%
Reward for having met, achieved, or earned a certain level or certification in the early childhood field

67%
Longevity or retention bonuses

53%
Reward or recognition for meeting targets

“ Increase pay wages or provide more incentives for staff. ”



Because of the First Steps' QE/QC Program, I now...

73%
See an improvement in my classroom environment

67%
Better understand what high-quality childcare looks like

59%
See an improvement in the quality of my teaching

“ Quality Counts helps provide accurate accessible trainings that help keep early educators educated and informed. Quality Counts helps provide resources and materials to provide the best learning environments for children. Quality Counts excels in providing one on one technical assistance to help improve and p[er]form. ”



“ Quality Counts is really the foundation of early childhood educators being able to reach their fullest potential! This has been a tough year on everyone and they have been by our sides every step of the way. They have [asked] what can we do, what kind of help do you need, they really care and it shows. ”